

2022 FIFTH WHEELS

PRIME TIME
Manufacturing



SANIBEL
MORE LUXURY, MORE VALUE



SANIBEL LIVING ROOM.



Prime Time Manufacturing is proud to offer Sanibel — a wide body fifth wheel built to stand unequivocally on its own with a level of intelligence that far exceeds the status quo.

From its well-designed, spacious interior to its modern amenities and extra creature comforts, the Sanibel is your home away from home. The interior is crafted around comfort, beauty, and convenience.

Modern cabinetry, residential appointments, and rich textures create a sophisticated space of warmth and elegance. Fabrics are specially treated to provide the softest touch and breathability for comfort in heat or cold.

In short, every element of Sanibel creates a personal connection focused on enjoyment and satisfaction!




CONSTRUCTION.

Intelligent Construction

Roof Construction

1. Dual Attic Vents
2. Heavy Duty TPO Roof with 12 Year Warranty
3. Walk-on Roof with 3/8" Decking
4. Radiant Shield Technology
5. Two Layers of Fiberglass Insulation
6. 5" Snow Load Approved Rafters on 16" Centers
7. 1/8" Plywood
8. Stain Resistant Vinyl Ceiling




Attic Vent

Intelligently designed and placed attic vents are installed on your roof to help eliminate condensation and moisture.

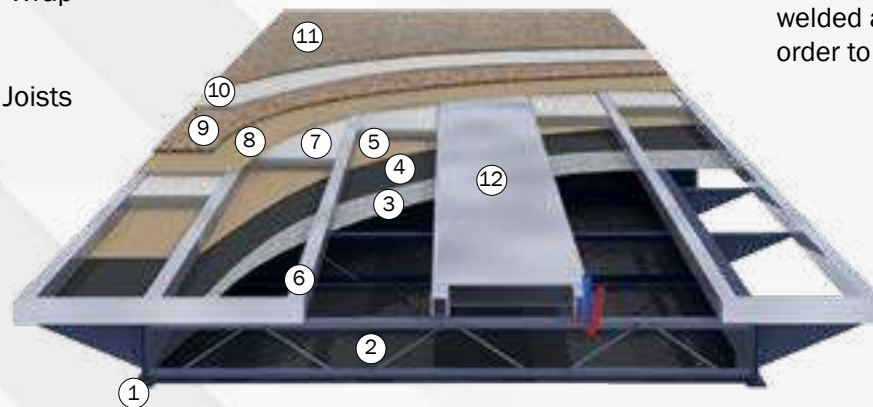
Sidewall Construction

- » 1. "Dura Gloss" Gel Coated Fiberglass
- » 2. First Layer of 1/8" Plywood
- » 3. Second Layer of 1/8" Plywood
- » 4. Hi Density EPS Foam
- » 5. Heavy Gauge Aluminum Framing
- » 6. Interior Layer of 1/8" Plywood Decor Board
- » 7. Strategically Placed Sheet Metal Backing Strips
- » 8. Aluminum Framed Window, Door, and Baggage Cut-Outs
- » 9. Radius Corner Blocks



Floor Construction

1. 12" I Beam Powder Coated Frame
2. Enclosed Underbelly
3. Floor Vapor and Moisture Barrier Wrap
4. Radiant Shield Technology
5. 1/8" Plywood
6. 3" Heavy Gauge Aluminum Floor Joists
7. 3" Hi-Density EPS Foam
8. 1/8" Plywood
9. 5/8" One-Piece Floor Decking
10. Residential Grade Carpet Pad
11. Deep Pile Residential Grade Carpeting
12. In-Floor Straight Line Heat Ducting



ETERNABOND® Construction


Sanibel is built with Prime Time's ETERNABOND® Construction Technology. Every wall, floor and slide-out roof is made up of welded aluminum framework that is then laminated together in order to build a stronger, longer lasting Recreational Vehicle!



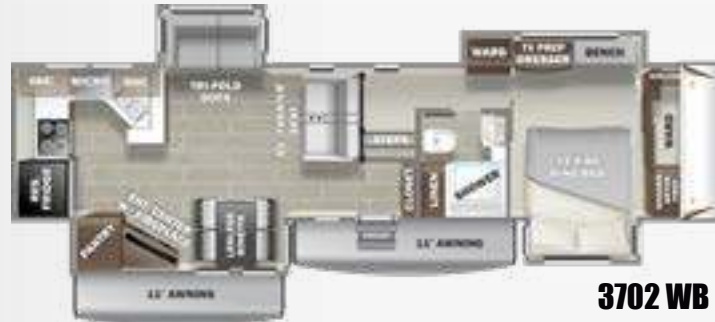
SANIBEL - FLOORPLANS



3102 WB



NEW 3602 WB



3702 WB



NEW 3803 WB



3802 WB



3902 WB

SPECIFICATIONS	3102 RSWB	3602 WB	3702 WB	3802 WB	3803 WB	3902 WB
LENGTH	36'6"	44' 6"	41'3"	41' 1"	TBD	43' 8"
HEIGHT	13' 1"	13' 3"	13' 1"	13' 1"	TBD	13' 1"
HITCH WEIGHT	1,817 lb.	2,194 lb.	2,298 lb.	2,487 lb.	TBD	2,430 lb.
UNLOADED VEHICLE WEIGHT (UVW)	11,058 lb.	13,097 lb.	11,859 lb.	12,841 lb.	TBD	13,114 lb.
CARGO CARRYING CAPACITY (CCC)	2,760 lb.	2,344 lb.	2,439 lb.	2,659 lb.	TBD	2,316 lb.
FRESH WATER	54 gal.	54 gal.	54 gal.	54 gal.	TBD	54 gal.
GRAY WATER	73 gal.	73 gal.	73 gal.	78 gal.	TBD	73 gal.
BLACK WATER	39 gal.	78 gal.	39 gal.	78 gal.	TBD	34 gal.

VALUE ADDED FEATURES



4G BOOSTER TECHNOLOGY



6-POINT ELECTRIC AUTO LEVELING



SINK COVERS



1 1/4" ACCESSORY HITCH



LIPPERT ONE TOUCH CONTROL



SLIDE TOPPER PREP



TIRE PRESSURE MONITOR



2.0 AMP USB CHARGERS



DUAL QUIET COOL AIR CONDITIONERS



4 BURNER 24" RANGE



BLACK OUT ROLLER SHADES



RAISED PANEL HARDWOOD CABINETRY



DEXTER AXLES WITH 5-YEAR WARRANTY



HIGH GLOSS GEL COAT



LUXURY LIGHTING PACKAGE

ETERNABOND CONSTRUCTION

2" Laminated Aluminum Framed Sidewalls and Rear Wall
 2" Laminated Aluminum Framed Main Floor
 Laminated Aluminum Framed Slide Room Walls and Roofs
 Welded Construction
 100% Glue Coverage on all Laminated Parts
 EGS Backers In Walls and Floors

CONSTRUCTION

5" Truss Rafters, 16" On Center
 3/8" Walk-On Roof Decking
 One-Piece TPO Roof with 12- Year Warranty
 Powder Coated I-Beam Frames
 Oversized Pass-Thru Storage
 "SUPER TURN" Aerodynamic Fiberglass Front Cap
 Upgraded Oetiker Clamp Ring Water Line Fittings

EXTERIOR STANDARDS

High Gloss Fiberglass Sidewalls
 50 AMP (110) Power
 Electric Awning with LED Lights
 Slam Latch Baggage Doors with "Dura Gloss" Finish
 Detachable Power Cord
 Magnetic Baggage Door Catches
 Swing-Out Grab Handle
 "Doggy D-Ring"
 DOT Approved Deep Tint Safety Glass
 Easy Access Fresh Water Drain Valve
 Extended Drip Spouts
 Solar Prep
 Bottle Opener
 "E-Z FLEX" Rubberized Suspension
 16" Aluminum Wheels
 8 Lug Wheels
 E-Range Tires (Select Models)
 G-Range Tires (Select Models)
 7,000 Pound Axles (Select Models)
 "E-Z LUBE" Greasable Axle Hubs
 "Flip & Seal" Wiper Seals

EXTERIOR ENTERTAINMENT CENTER

Exterior Speakers
 Coax TV Connection
 110 V Electrical Outlet
 USB Charging Ports in Basement Storage

INTERIOR STANDARDS

Roller Shades Throughout
 Legless Dinette Table
 (4) Dinette Chairs with Hidden Storage
 "Atrium" Dinette Windows

High Arch Kitchen Faucet with Sprayer
 Stainless Steel Kitchen Sink with Extra Deep Bowl
 Pots and Pans Drawer
 Full Extension Drawer Guides
 Large Easy-To-Pull Cabinet Pull Handles
 Hardwood Cabinet Doors
 Residential Refrigerator with 1000 Watt Inverter
 Solid Surface Countertops
 Solid Surface Flush Mount Sink Cover
 5,100 BTU Electric Fireplace
 50" LED TV
 Residential Hide-A-Bed Sofa
 Sounds Bar

BEDROOM

Deep Bedroom Slide Room
 Massive Under-Bed Storage
 Walk In Closet with Easy Access Light Switch
 Shoe Storage In Closet (Select Models)
 Stackable Washer/Dryer Prep
 Solid Wood Sliding Wardrobe Doors
 USB Ports in Bedroom
 Bedside Nightstand
 Bedside USB Ports
 72X80 King Mattress

BATHROOM

King Size Showers with Seat
 Deluxe "Skyview" Skylight with Extra Headroom
 Dual Lever Bath Faucet
 Linen Cabinet
 12V Power Vent Fan In Bath
 Porcelain Toilet
 Heat and A/C in Bathroom

UNIVERSAL DOCKING CENTER

Outside Shower Flex Hose with Garden Hose End
 Black Tank Flush
 EZ Winterization Valve and Connection
 Easy Access Low Point Drains
 Low Point Drain Shut-Offs
 City Water Connection
 Battery Disconnect
 Separate Cable and Satellite Connection

UTILITIES

35,000 BTU Furnace
 Digital Thermostats
 Quick Recovery Water Heater
 Direct Spark Ignition on Water Heater
 Water Heater By-Pass
 Hi-Capacity Water Pump

Large 12 Volt Converter
 Dual 30 lb. LP Bottles
 CO Detector
 LP Detector
 Smoke Detector
 Fire Extinguisher
 Digital Ready TV Antenna With Booster
 "Stay Cool" LED Ceiling Light Above Sofa
 "Stay Cool" LED Vanity Light In Bath
 Flush Mount LED Ceiling Lights
 Safety Step Lights
 Motion Sensor Lighting
 Flex LP Gasline
 Color Coated Electric Wiring

ADVANTAGE PACKAGE (MANDATORY)*

Exclusive Eternabond Construction
 6 Point Electric Auto-Leveling
 Extreme Thermal Package
 Back Up Camera Prep
 Universal Docking Center
 Dual "Quiet Cool" Air Conditioners—15K Living Room,
 13.5K Bedroom
 24"4 Burner Range
 Residential Kitchen Sprayer Faucet
 Solid Surface Countertops
 Roller Shades Throughout
 Shaker Style Interior Doors
 "Solid Step" Entry Steps
 Super Turn Front Cap
 Solar Prep
 30" Microwave
 5,100 BTU Electric Fireplace
 15 CU. FT. Residential Refrigerator

EXTREME THERMAL PACKAGE

Heated, Enclosed Water Lines
 Enclosed Underbelly
 Heated Holding Tanks
 Heated, Enclosed Gate Valves
 Double Layer Of Fiberglass Insulation in Roof
 Radiant Shield Technology in Roof
 2" Hi-Density EPS Foam in Main Floor
 Radiant Shield Technology Under Main Floor
 Radiant Shield Technology in Slide Floors
 Insulated Bath and Bed Deck Floors
 Radiant Shield Technology Behind Front Cap
 Heated Pass Thru Storage
 Heated Universal Docking Center
 Radiant Shield Technology on Bed/Bath Deck

OPTIONS

Dual Pane Windows

A RENEWED COMMITMENT TO QUALITY.

When it comes to choosing an RV, customers demand quality. At Prime Time Manufacturing, we have renewed our commitment to product quality and customer satisfaction with our new **Customer Assurance Inspection (CAI)** process.

Before any RV can be cleared to leave our site, it must first pass a newly-developed, **rigorous 125-point checklist**. Our skilled technicians review every model from top to bottom, both inside and out. We check and double-check the entire unit, from water tanks to the electrical system, roof to underbelly, kitchen appliances and countertops—and everything in-between.

When you choose a Prime Time Manufacturing product, you can be assured that our enhanced commitment to quality has been developed with you in mind. **Choose quality. Choose Prime Time Manufacturing.**



Download the Prime Time Manufacturing mobile app or visit our dynamic online manual to enhance your ownership experience. These interactive options provide incredible ease and insight into use, maintenance and enjoyment of your Prime Time Manufacturing product. From "How-To" videos, pictures and illustrations of various components, systems and features, to fully searchable content and downloadable PDFs for individual component owner's manuals, answers are always just a click away.



View the online manual at <http://www.primetimerv.com/OnlineManual.aspx> or download our FREE app from the App Store or Google Play!

All information contained in this brochure is believed to be accurate at the time of publication. However, during the model year, it may be necessary to make revisions and Forest River, Inc., reserves the right to make all such changes without notice, including prices, colors, materials, equipment and specifications as well as the addition of new models and the discontinuance of models shown in this brochure. Therefore, please consult with your Forest River, Inc., dealer and confirm the existence of any materials, design or specifications that are material to your purchase decision.

©2019 Prime Time Manufacturing, a Division Of Forest River, Inc., a Berkshire Hathaway Company. All Rights Reserved.



FROG™ the Forest River Owners' Group!

www.primetimerv.com
PO Box 330 • 55470 CR 1 • Elkhart, IN 46515



FREE MEMBERSHIP
to Forest River Owners' Group

www.forestriverfrog.com



CUSTOMER SATISFACTION



www.ForestRiverBuyLocal.com



ADDITIONAL SPECIFICATIONS:

GVWR (Gross Vehicle Weight Rating) - is the maximum permissible weight of the unit when fully loaded. It includes all weights, inclusive of all fluids, cargo, optional equipment and accessories. For safety and product performance do NOT exceed the GVWR.

GAWR (Gross Axle Weight Rating) is the maximum permissible weight, including cargo, fluids, optional equipment and accessories that can be safely supported by a combination of all axles.

Each Forest River RV is weighed at the manufacturing facility prior to shipping. A label identifying the unloaded vehicle weight of the actual unit and the cargo carrying capacity is applied to every Forest River RV prior to leaving our facilities. The load capacity of your unit is designated by weight, not by volume, so you cannot necessarily use all available space when loading your unit.



PRE-DELIVERY INSPECTION FACILITY

20,000 square feet of quality assurance. The bare essentials for a premium product. This state-of-the-art facility gives immediate daily feedback to production for quality assurance in every unit built.



Learn More
Scan this barcode using a QR Reader on your smart phone to learn more about Forest River.



A Berkshire Hathaway company.

DEALER