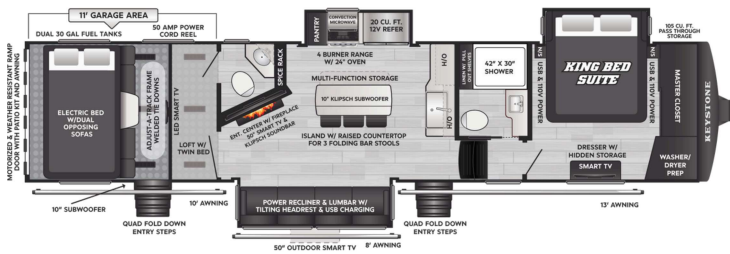


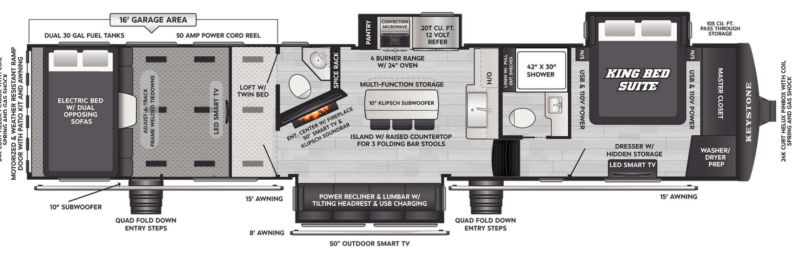


RAPTOR

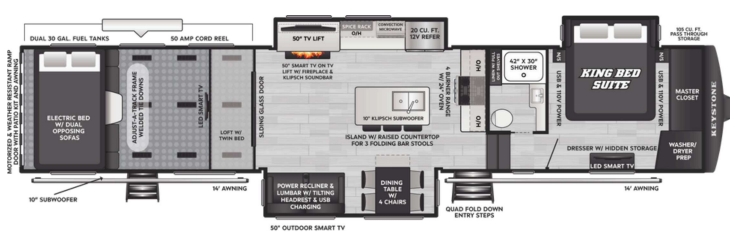
Raptor 352 (11' Garage)



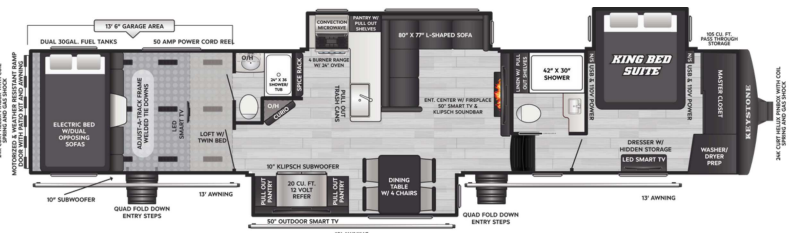
Raptor 415 (16' Garage)



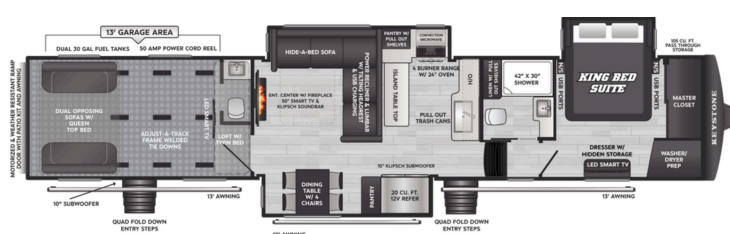
Raptor 430 (15' Garage)



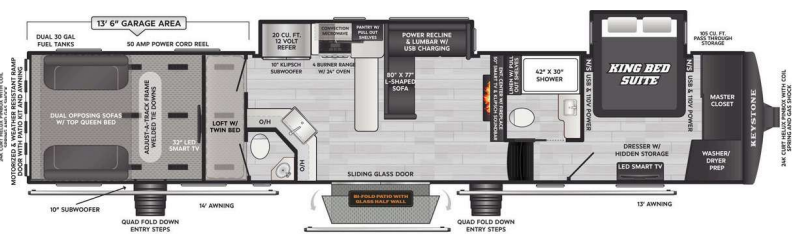
Raptor 433 (13'6\"/>



Raptor 441 (15' Garage / 13' w/optional half bath)



Raptor 444 (13'6\"/>



| Floor Plan | Length | Garage | Dry Weight | Carry Capacity | GWR | Hitch | Fresh | Black/Grey |
|------------|--------|--------|------------|----------------|--------|-------|-------|------------|
| 352 | 39'6" | 11' | 15,890 | 3585 | 19,475 | 3475 | 173 | 104/104 |
| 415 | 44'6" | 16' | 17,170 | 3830 | 21,000 | 3785 | 173 | 104/104 |
| 430 | 45'10" | 15' | 17,340 | 3660 | 21,000 | 3770 | 173 | 52/104 |
| 433 | 46'1" | 13'6" | 17,515 | 3485 | 21,000 | 3990 | 173 | 104/104 |
| 441 | 45'9" | 15' | 17,385 | 3615 | 21,000 | 3825 | 173 | 52/104 |
| 441HB | 45'9" | 13' | 17,580 | 3420 | 21,000 | 3805 | 173 | 104/104 |
| 444 | 46'1" | 13'6" | 17,185 | 3815 | 21,000 | 3820 | 173 | 104/104 |

TOP EXTERIOR

- Matte Full Body Paint: Black & White
- Wake Surf Gloss Full Body Paint: Grey, Teal, & Black
- Electric Through Frame Flush Floor Slides
- Best In Class 105 cu ft Pass Thru Storage
- Equal Size Baggage Doors on On Door & Off Door Sides of Unit
- Additional Battery Top Down Access Door In Pass Thru Storage
- Best In Class Standard 8k LBS. Dexter Axles
- 17.5" Rims With H-Rated Sailun Tires
- RVMP Flex Power Dual Fuel Generator 5500i W/Gas & LP Capabilities
- Rear Collapsible Solid Entry 4-Step
- MORryde Safe-T-Rail Collapsible Grab Handle
- Square 4K Windows W/Integrated Blinds
- Standard 50 AMP Power Cord Reel
- Standard Integrated Air Compressor
- Standard Banded TPMS
- Standard Power Dump Valves
- Girard Cassette Style Awnings
- Raptor Audio Powered by Klipsch: 400 Watt AMP, (2) 7" Speakers, 10" Subwoofer
- 50" Exterior TV
- Slide Topper Prep

BEST IN CLASS

- Best In Class 105 cu ft Pass Thru Storage
 - Equal Size Baggage Doors on On Door & Off Door Sides of Unit
- Best In Class Tank Capacity (173 Gal Fresh, 104/104 Black/Grey Tanks)
- Best In Class Standard 8k LBS. Dexter Axles
- Keystone Exclusive Power Ramp Door
- Rear Collapsible Solid Entry 4-Step
- Raptor Audio System Powered by Klipsch
- Fully Loaded Standard Features
- 50" Exterior TV

TOP INTERIOR

- Adjust-A-Track Frame Welded Tie Downs w/38 Points of Tie Downs (Rated at 5,000 LBS.)
- Standard Klipsch Living Room Sound Bar and Subwoofer
- Washer/Dryer Option From The Factory
- Pull Out Pantry (Floor Plan Specific)
- Tongue & Groove Pullout Drawers
- Trimless Sealed Interior/Finish
- Furrion Chill Cube: 15k Garage w/Heat Pump, 18k Living Area, 8k Bedroom