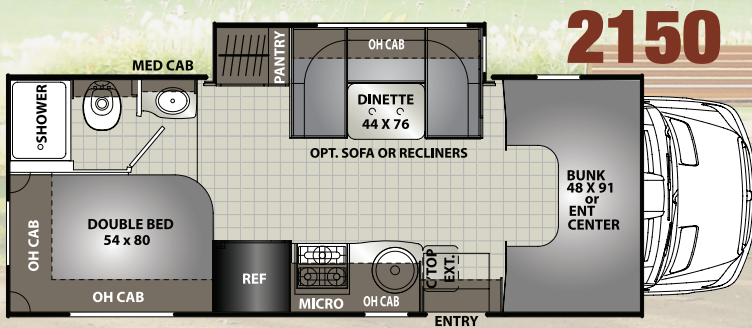


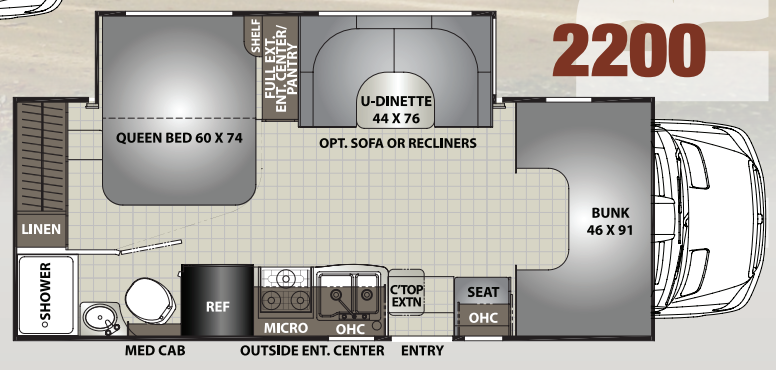
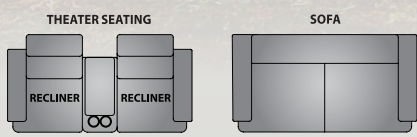
Prism

By Coachmen

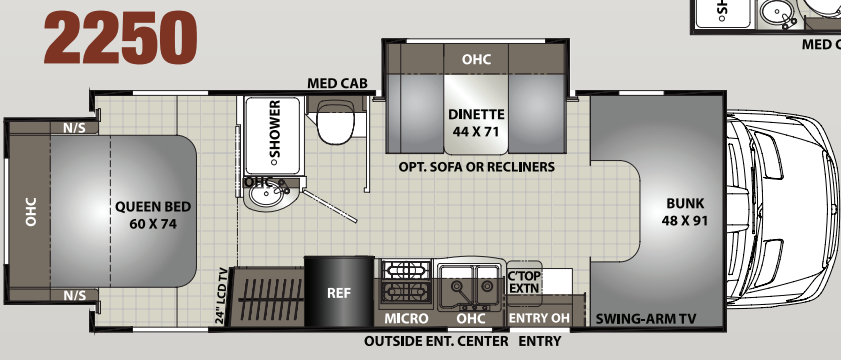
Prism



2150



2200



2250

SPECIFICATIONS

MODEL	2150	2200	2250
CHASSIS	Sprinter 3500	Sprinter 3500	Sprinter 3500
ENGINE	3.0L	3.0L	3.0L
HORSE POWER	188	188	188
TORQUE	325	325	325
WHEEL BASE	170"	170"	170"
GVWR* (LBS.)	11,030	11,030	11,030
GCWR* (LBS.)	15,250	15,250	15,250
CW* (APPROX. LBS.)	9,645	9,834	9,757
GAWR FRONT (LBS.)	4,410	4,410	4,410
CCC (LBS.)	1,385	1,196	1,273
GAWR REAR (LBS.)	7,720	7,720	7,720
INTERIOR HEIGHT	6' 10"	6' 10"	6' 10"
EXTERIOR WIDTH	7' 11"	7' 11"	7' 11"
EXTERIOR HEIGHT (W/ A/C)	11' 7"	11' 7"	11' 7"
EXTERIOR LENGTH (W/ HITCH)	25' 0"	25' 0"	25' 0"
HITCH WEIGHT (LBS.)	3,500	3,500	3,500
FUEL CAPACITY (GAL.)	26	26	26
LP CAPACITY (LBS.)	85	85	85
FRESH WATER CAPACITY (GAL.)	50	38	43
WATER HEATER CAPACITY (GAL.)	6	6	6
GREY TANK CAPACITY (GAL.)	28	28	29
BLACK TANK CAPACITY (GAL.)	28	28	27
EXTERIOR STORAGE (CU. FT.)	88	52	52
AWNING LENGTH (FT.)	16'	16'	16'

SEE WHAT'S NEW!

GVWR (Gross Vehicle Weight Rating) is the maximum permissible weight of the unit when fully loaded. It includes all weights, inclusive of all fluids, occupants, cargo, optional equipment and accessories. For safety and product performance do NOT exceed the GVWR.

GCWR (Gross Combined Weight Rating) is the maximum permissible loaded weight of your motor home and any towed trailer or towed vehicle. Actual GCWR of this vehicle may be limited by the sum of the GVWR and the installed hitch receiver maximum capacity rating; see hitch rating label for detail.

GAWR (Gross Axle Weight Rating) is the maximum permissible weight, including cargo, fluids, optional equipment and accessories that can be safely supported by each axle.

UWV (Unloaded Vehicle Weight) * is the typical weight of the unit as manufactured at the factory. It includes all weight at the unit's axle(s), including full fuel, all fluids and LP Gas. The UWV does not include cargo, fresh potable water, additional optional equipment or dealer installed accessories.

* Estimated Average based on standard build optional equipment.

CCC (Cargo Carrying Capacity) ** is the amount of weight available for fresh potable water, cargo, passengers, additional optional equipment and accessories. CCC is equal to GVWR minus UWV. Available CCC should accommodate fresh potable water (8.3 lbs per gallon). Before filling the fresh water tank, empty the black and gray tanks to provide for more cargo capacity.

** Estimated average based on standard build optional equipment.

Each Forest River RV is weighed at the manufacturing facility prior to shipping. A label identifying the unloaded vehicle weight of the actual unit and the cargo carrying capacity is applied to every Forest River RV prior to leaving our facilities.

The load capacity of your unit is designated by weight, not by volume, so you cannot necessarily use all available space when loading your unit.

Actual towing capacity is dependent upon your particular loading and towing circumstances, which includes the GVWR, GAWR and GCWR as well as adequate trailer brakes. Please refer to the Operator's Manual of your vehicle for further towing information.



PRISM STANDARD FEATURES

INTERIOR EQUIPMENT

- Cab Over Bunk 48 x 90
- Child Safety Ladder w/Bunk Velcro Restraints
- Queen Bed 60 x 74 (2250/2200)
- Full Bed 54 x 80 (2150)
- Bedroom TV Jack & Backer for LCD TV (ex 2200)
- Bed Area 110V and 12V/USB Charging Station
- Power Sliding/Rotating 12V 32" TV/Stereo/Soundbar/Pantry (2200)
- Hardwood Slab Drawer Fronts
- Glass Insert Doors in Select Areas
- Dometic Flush Mount Double Door Refrigerator
- Composite Undermount Double Bowl Kitchen Sink w/Lid
- Single Child Tether at Forward Facing Dinette
- Interior Safety Grab Handle by Entrance Door
- Manual Battery Disconnect
- Powered Jack Wing TV Antenna

EXTERIOR EQUIPMENT

- Spare Tire
- Exterior Shower
- Exterior Solar Plug-in Connection
- Exterior TV Ready Area
- Water Panel w/City/Tank/Winterize/Water Tank Flush
- Power Double Entrance Step
- Roto Cast Rear Trunk Box/Metal Side Boxes

CONSTRUCTION

- Steel Laminated Floor
- 2" Laminated Aluminum Exterior Walls
- Crowned, Laminated TPO Roof
- Even Cool A/C Duct System
- Hellwig Swaybar - Enhanced Stability

YOUR LOCAL DEALER

LEAD DOG VALUE PACKAGE (MANDATORY)

EXTERIOR - High Gloss Color Infused Fiberglass Sidewalls, Power Awning, LED Entrance Light Strip, Slide Out Topper Awnings, 3.6 Onan LP Generator, Stainless Steel Wheel Inserts, Rear Ladder N/A 2250), Hitch w/7-way Plug, Exterior LED Marker Lights

INTERIOR - Rotating/Reclining Pilot/Co-Pilot Seats, Touchscreen Radio w/Color Backup Camera, Child Safety Net & Ladder, Hardwood Cabinet Doors, Day/Night Roller Shades, Full Extension Ball Bearing Drawer Guides, Atwood 3-Burner Cooktop w/ Oven, Pop-Up Power Tower and 12V USB Charging Stations, Interior LED Lights Throughout

STAND ALONE OPTIONS

TV & ENTERTAINMENT

- 24" LCD TV w/DVD - Coach (N/A 2200)
- 13.5" Bedroom TV w/built in DVD Player
- Front Entertainment Center - 32" TV, Stereo & 2 Speakers (N/A 2200)
- 32" LED TV/DVD (Mandatory 2200 LE)
- Exterior 24" TV w/DVD Player & 2 Speakers
- Navigation

INTERIOR

- Upgrade Pilot Seats
- Carbon Fiber Dash
- Dual Auxiliary Battery Upgrade
- Convection Microwave
- Sofa and Pedestal Table
- Dual Recliners & Table (IPO Dinette)
- Upgrade Serta Mattress (2150 CB)
- Upgrade Folding Mattress (2250 DS/2200 FS)

EXTERIOR

- Onan 3.2 KW Diesel Generator & Auto Transfer Switch
- Exterior Windshield Cover
- Aluminum Wheels
- Heated Tank Pads
- Cabover Power Vent Fan w/Cover
- Camping Cozy Package - Dual Pane Tinted Windows, Tank Pads, Upper Tank Valves
- Side View Cameras
- 4-point Hydraulic Automatic Levelers

PRISM



Coach-Net[®]
RV Technical & Roadside Assistance



Coachmen[®]
Recreational Vehicles

423 N. Main Street • P.O. Box 30
Middlebury, IN 46540

www.coachmenrv.com

All information contained in this brochure is believed to be accurate at the time of publication. However, during the model year, it may be necessary to make revisions and Forest River, Inc. reserves the right to make all such changes without notice, including prices, colors, materials, equipment and specifications as well as the addition of new models and the discontinuance of models shown in this brochure. Therefore, please consult with your Forest River, Inc. dealer and confirm the existence of any materials, design or specifications that are material to your purchase decision. 11/16

©Copyright 2016 Coachmen RV a Division of Forest River Inc - All Rights Reserved.