

# SOLAIRE



**FOREST RIVER**

[FORESTRIVERINC.COM/SOLAIRE](http://FORESTRIVERINC.COM/SOLAIRE)

# SOLAIRE TRAVEL TRAILERS

BUILT WITH SUPERIOR STANDARDS



**SOLAIRE LITE:** All the quality and comfort you love from Solaire, now in a lighter, more budget-friendly package. Designed for easy towing—even with small SUVs—the all-new Solaire Lite series brings big adventures within reach, proving that less weight doesn't mean less style or comfort.

**SOLAIRE:** Lightweight, stylish, and built for adventure—Solaire Travel Trailers turn every trip into something extraordinary. Designed with modern travelers in mind, each Solaire pairs easy towing with spacious, thoughtfully crafted interiors that feel like home on the road. From smart storage to bright, open living spaces, Solaire makes it simple to chase the moments that matter most—wherever your journey leads.



SCAN TO VIEW PRICING AND  
MORE INFORMATION OR VISIT:

[FORESTRIVERINC.COM/SOLAIRE](https://forestriverinc.com/solaire)



The National RV Dealers Association (RVDA) has recognized Palomino in their 30th annual Dealer Satisfaction Index (DSI) survey with a Quality Circle Award. Palomino scored 4.25 or above on a 5-point scale in overall dealer satisfaction.

Manufacturers are rated on the following core issues:

- Reliability/Quality
- Warranty
- Parts
- Sales

Visit [www.rvda.org](http://www.rvda.org) information about the RVDA.

# KEY FEATURES

## SOLAIRE LITE

- Power Awning w/LED Lights
- Steel Wheels
- Power Tongue Jack
- 15K BTU A/C
- Tub Surround w/Skylight
- Ball Bearing Drawer Guides
- Microwave
- Slam Latch Baggage Doors w/Magnets
- Bathroom Power Vent
- Black Tank Flush
- Stainless Steel Kitchen Sink
- LED Interior and Exterior Lights
- USB Ports
- Roller Shades
- 11 cu ft 12V Refrigerator
- Ladder Bracket
- Fully Enclosed/Heated Underbelly
- Fully Laminated Rear and Side Walls
- Fully Laminated Roof
- Rack & Pinion Electric Slide Out w/Manual Override
- 5/8" Tongue & Groove Flooring
- True Flush Floor Slide Out
- Porcelain Toilet
- Power Vent Fan in All Bathrooms
- Smoked Glass Kitchen Cabinet Doors
- Extra Large Dinettes
- Two Tone Cabinetry
- Two 20 lb LP Tanks
- High Gloss Fiberglass

## SOLAIRE LITE OPTIONS

- Bedroom A/C (50 Amp Included)
- Power Stab Jacks
- 50 Amp Service (302 Only)
- 3rd A/C (302 Only)
- 200 Watt Solar Panel & Charge Controller
- Heated Holding Tanks
- Outside Griddle - Prep Table
- Tri-Fold Sofa Upgrade
- Theater Seat
- Wi-Fi Booster
- TV

## SOLAIRE

- Power Awning w/LED Lights
- Aluminum Wheels
- Bluetooth® Stereo w/Speakers
- Power Tongue Jack
- 15k BTU A/C
- 200 Watt Solar Panel
- Tub Surround w/Skylight
- Ball Bearing Drawer Guides
- Microwave
- Slam Latch Baggage Doors w/Magnets
- Power Vent - Bathroom
- Black Tank Flush
- Stainless Steel Kitchen Sink
- LED Interior and Exterior Lights
- USB Ports
- Roller Shades
- 11 cu ft 12V Refrigerator
- Built w/Azdel Composite
- Ladder Bracket
- 50 Amp Service
- Drop Frame Storage (N/A 3060, 3200, 3380, 3070, 3300)
- Triple Layer High Gloss Gel Coat Fiberglass
- Fully Enclosed/Heated Underbelly
- Fully Laminated Rear and Side Walls
- Fully Laminated Roof (Crowned Ceiling)
- Rack & Pinion Electric Slide Out w/Manual Override
- 5/8" Tongue & Groove Flooring
- Pre-Wired for Double/Triple A/C (N/A 2420, 2430 2750)
- True Flush Floor Slide Out
- Porcelain Toilet
- Hidden Pantry (2420, 2430, 2580, 2750, 3150, 3380)
- Power Vent Fan in All Bathrooms
- Smoked Glass Kitchen Cabinet Doors
- Extra Large Dinettes
- Back Splash/Sink Cover
- Power Stabilizer Jacks
- Fiberglass Cap
- TV (Sizes Vary)
- Fireplace
- Hybrid Slide Out Carpet
- Bed Spread w/2 Pillow Shams
- Two Tone Cabinetry
- Theater Seating (N/A on 2430, 2750, 3070, 3300, 3380)

## SOLAIRE OPTIONS

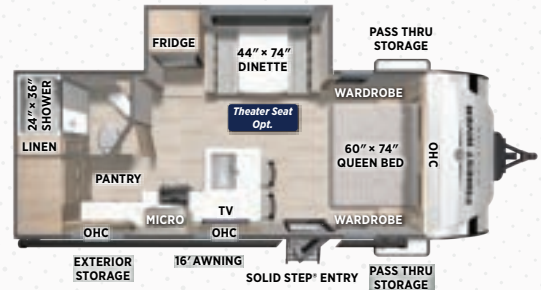
- Full Front Cap w/Line-X Rock Guard (STD on 3060, 3070, 3200, 3300, 3380 Only)
- Bedroom A/C
- Heated Holding Tanks
- 2nd Hide-A-Bed (IPO Theater Seat—3060 Only)
- Free Standing Table w/2 Ottomans & Bench (2580, 3150, 3200, 3380 Only)
- Outside Griddle—Prep Table
- Tri Fold Sofa Upgrade (N/A 2430, 2750, 3070, 3300)
- Washer/Dryer (3060, 2580, 3200, 3380, 3070)
- Wi-Fi Booster
- 3rd A/C (N/A 2420, 2430)

## INTRODUCING SOLAIRE LITE

All the quality and comfort you love from Solaire, now in a lighter, more budget-friendly package. Designed for easy towing—even with small SUVs—the all-new Solaire Lite series brings big adventures within reach, proving that less weight doesn't mean less style or comfort.

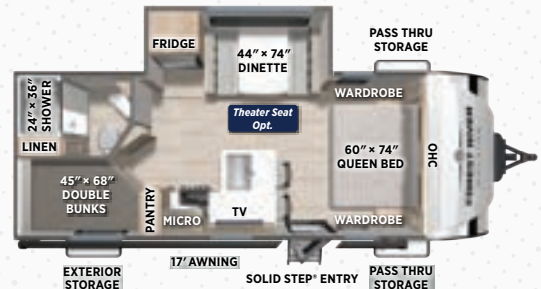
### 232UD **NEW**

UVW: 4858 lb  
 CCC: 1582 lb  
 Hitch Weight: 590 lb  
 Exterior Length: 25' 9"



### 235BH **NEW BUNK**

UVW: 4658 lb  
 CCC: 1585 lb  
 Hitch Weight: 560 lb  
 Exterior Length: 25' 11"



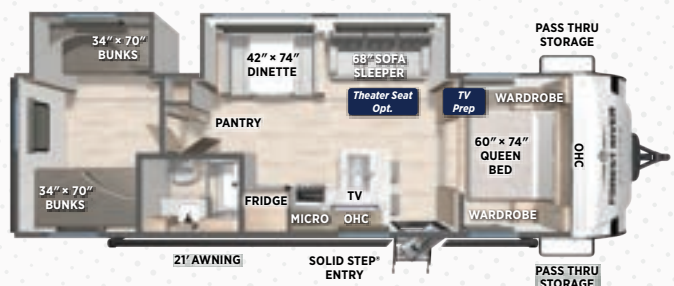
### 237RK **NEW**

UVW: 4918 lb  
 CCC: 1587 lb  
 Hitch Weight: 670 lb  
 Exterior Length: 25' 9"



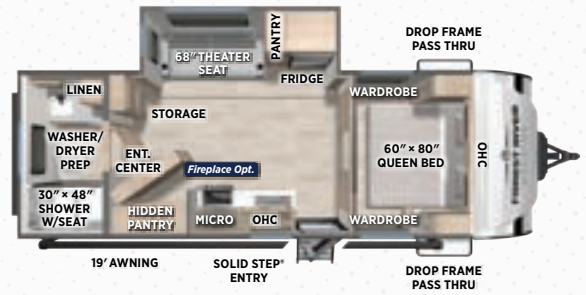
### 302BHS **NEW BUNK**

UVW: 6348 lb  
 CCC: 1252 lb  
 Hitch Weight: 725 lb  
 Exterior Length: 33' 6"



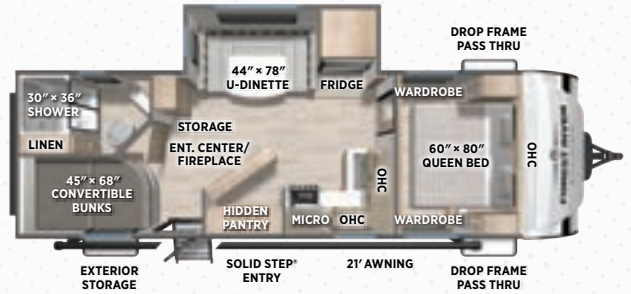
## 2420RBS

UVW: 5328 lb  
 CCC: 1575 lb  
 Hitch Weight: 635 lb  
 Exterior Length: 27' 11"



## 2430BHS BUNK

UVW: 5673 lb  
 CCC: 1596 lb  
 Hitch Weight: 645 lb  
 Exterior Length: 30' 7"



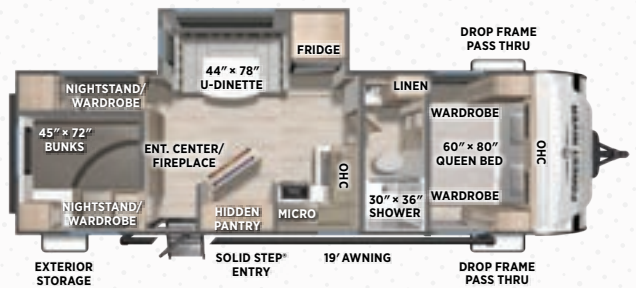
## 2580RBSS

UVW: 6013 lb  
 CCC: 1615 lb  
 Hitch Weight: 725 lb  
 Exterior Length: 32' 8"



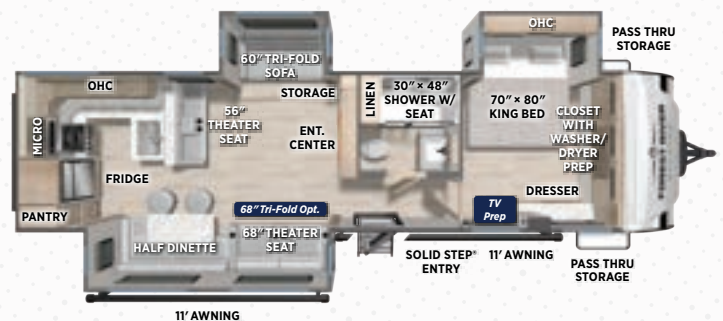
## 2750BHS NEW BUNK

UVW: 6183 lb  
 CCC: 1467 lb  
 Hitch Weight: 650 lb  
 Exterior Length: 32' 6"



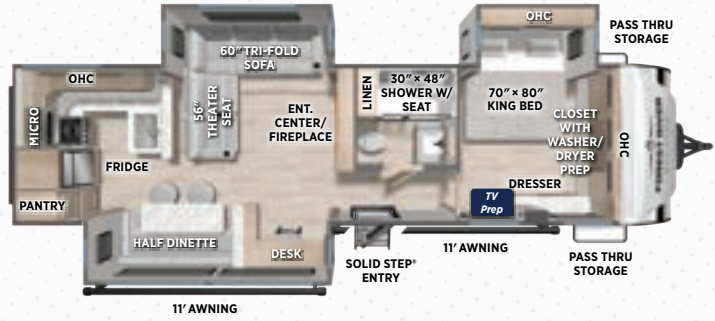
## 3060RKTS

UVW: 7803 lb  
 CCC: 1900 lb  
 Hitch Weight: 1050 lb  
 Exterior Length: 37'



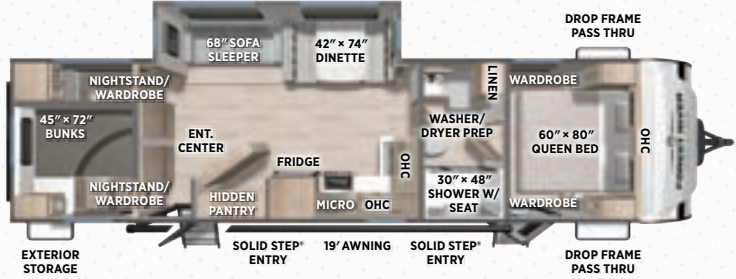
## 3070RKLS

UVW: 7918 lb  
 CCC: 1976 lb  
 Hitch Weight: 1080 lb  
 Exterior Length: 37'



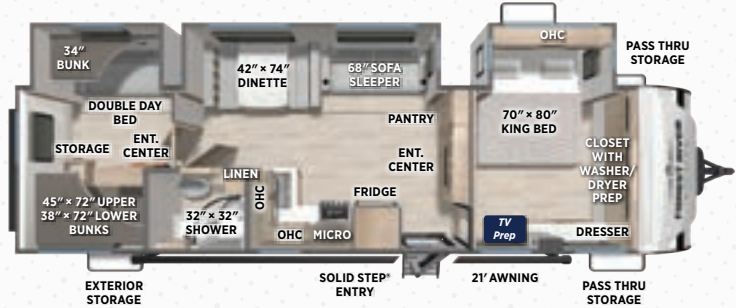
## 3150TBSS BUNK

UVW: 6753 lb  
 CCC: 1990 lb  
 Hitch Weight: 880 lb  
 Exterior Length: 36' 10"



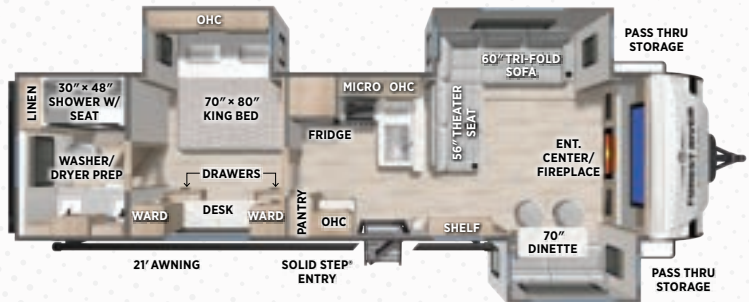
## 3200TSBH BUNK

UVW: 7458 lb  
 CCC: 1937 lb  
 Hitch Weight: 995 lb  
 Exterior Length: 36' 5"



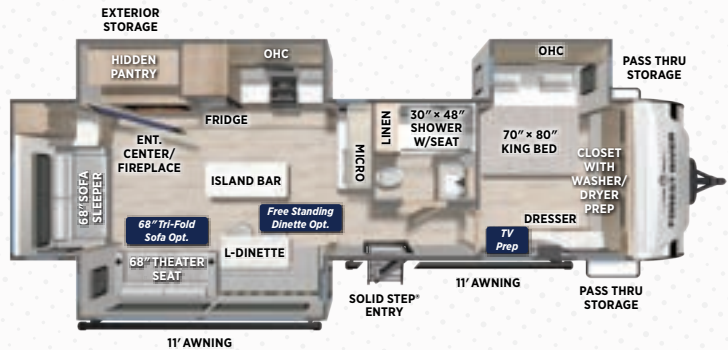
## 3300FLBS

UVW: 7693 lb  
 CCC: 1950 lb  
 Hitch Weight: 1015 lb  
 Exterior Length: 36' 10"



## 3380RLBT NEW

UVW: 8298 lb  
 CCC: 1962 lb  
 Hitch Weight: 1060 lb  
 Exterior Length: 37' 8"



# SOLAIRE SPECIFICATIONS

Model	Length	Width	Interior Height	Exterior Height	Awning Size	Hitch Weight	Axle Weight	UVW	CCC	Fresh Water	Gray Water	Black Water
<b>SOLAIRE LITE</b>												
<b>232UD</b>	25' 9"	8'	6' 8"	10' 10"	16'	590 lb	4230 lb	4858 lb	1582 lb	42 Gal	60 Gal	30 Gal
<b>235BH</b>	25' 11"	8'	6' 8"	10' 10"	17'	560 lb	4060 lb	4658 lb	1585 lb	42 Gal	60 Gal	30 Gal
<b>237RK</b>	25' 9"	8'	6' 8"	10' 10"	17'	670 lb	4210 lb	4918 lb	1587 lb	42 Gal	76 Gal	30 Gal
<b>302BHS</b>	33' 6"	8'	6' 8"	10' 10"	21'	725 lb	5585 lb	6348 lb	1252 lb	42 Gal	60 Gal	30 Gal
<b>SOLAIRE</b>												
<b>242ORBS</b>	27' 11"	8'	6' 8"	11' 1"	19'	635 lb	4655 lb	5328 lb	1575 lb	42 Gal	68 Gal	38 Gal
<b>243OBHS</b>	30' 7"	8'	6' 8"	11' 1"	21'	645 lb	4490 lb	5673 lb	1596 lb	42 Gal	60 Gal	30 Gal
<b>258ORBSS</b>	32' 8"	8'	6' 8"	11' 1"	21'	725 lb	5250 lb	6013 lb	1615 lb	42 Gal	68 Gal	38 Gal
<b>275OBHS</b>	32' 6"	8'	6' 8"	10' 10"	19'	650 lb	5495 lb	6183 lb	1467 lb	42 Gal	38 Gal	38 Gal
<b>306ORKTS</b>	37'	8'	6' 8"	11' 1"	11', 11'	1050 lb	6715 lb	7803 lb	1900 lb	42 Gal	106 Gal	38 Gal
<b>307ORKLS</b>	37'	8'	6' 8"	11' 1"	11', 11'	1080 lb	6800 lb	7918 lb	1976 lb	42 Gal	106 Gal	38 Gal
<b>3150TBSS</b>	36' 10"	8'	6' 8"	11' 1"	19'	880 lb	5835 lb	6753 lb	1990 lb	42 Gal	76 Gal	38 Gal
<b>3200TSBH</b>	36' 5"	8'	6' 8"	11' 1"	21'	995 lb	6425 lb	7458 lb	1937 lb	42 Gal	68 Gal	30 Gal
<b>3300FLBS</b>	36' 10"	8'	6' 8"	11' 1"	21'	1015 lb	6640 lb	7693 lb	1950 lb	42 Gal	76 Gal	38 Gal
<b>3380RLBT</b>	37' 8"	8'	6' 8"	11' 1"	11', 11'	1060 lb	7200 lb	8298 lb	1962 lb	42 Gal	106 Gal	38 Gal

## PREMIUM BUILD QUALITY



### VACUUM-BONDED LAMINATED CONSTRUCTION



Solaire provides six-sided aluminum framing. As well as vacuum bonded walls and roof to ensure a well-insulated, light weight and structurally sound trailer.

**A**

**B**

**C**

**D**

A. Glued and screwed wood cabinetry  
 B. Heated underbelly to protect trailer components as well as increase aerodynamics  
 C. 5/8" Drymax water resistant decking glued and screwed to aluminum framing with Azdel construction and high gloss gel coat fiberglass  
 D. Heated pass thru storage

### WALL STRENGTH


Structurally engineered materials makes our vacuum-bonded walls some of the strongest in the industry.



**SCAN TO LEARN RV TERMINOLOGY OR VISIT:**  
[FORESTRIVERINC.COM/RV-DEFINITIONS](http://FORESTRIVERINC.COM/RV-DEFINITIONS)

# STAY PROTECTED WITH SOLAIRE

Solaire RV stands behind every unit with a pledge of dependable protection, reinforcing customer confidence long after the keys change hands. Our warranty support reflects a philosophy of lasting value, ensuring owners feel secure on every road ahead. Each promise of coverage underscores a belief in durable craftsmanship and a commitment to standing with customers through every mile. For complete details on our warranty program, please visit your Solaire dealer.



2 YEAR  
FIBERGLASS  
WARRANTY



LIFETIME ALPHA  
SUPER FLEX ROOF  
WARRANTY



2-3 YEAR APPLIANCE  
WARRANTY (SEE MAN-  
UAL FOR DETAILS)




1 YEAR WARRANTY  
AGAINST MANUFAC-  
TURING DEFECTS

## SOLAIRE

1047 East M-86 | Colon, MI 49040

P: 269.432.3271 | F: 269.432.2516

[www.forestriverinc.com/solaire](http://www.forestriverinc.com/solaire)

Follow Solaire on:   



### SCAN WITH YOUR MOBILE DEVICE

Virtual Tours, Photos,  
videos, follow Palomino on  
Social Media, and more!

[www.forestriverinc.com](http://www.forestriverinc.com)

### EACH NEW FOREST RIVER PURCHASE PROVIDES:

- ✓ Pre-delivery Inspection. ✓ Digital Owner's Manual.
- ✓ Free Membership to Forest River Owners Group (FROG).  
Learn more at [www.forestriverfrog.com](http://www.forestriverfrog.com).
- ✓ A Contribution to Care Camps Foundation [www.carecamps.org](http://www.carecamps.org).
- ✓ 1 Year Free Roadside Assistance from Date of Purchase.



### LEARN MORE:

Scan this QR code with your mobile device to learn more about Forest River.



### SPECIFICATION DEFINITIONS:

Scan this barcode using a QR reader on your smartphone to learn RV terminology and more!



YOUR **SOLAIRE** DEALER