

Jayco | 2026 Jay Flight Bungalow Travel Trailer



# JAY FLIGHT BUNGALOW

HOME AWAY FROM HOME



**2+3**  
YEAR | YEAR  
WARRANTY



2026 JAY FLIGHT BUNGALOW JAYLOFT

# JAY FLIGHT BUNGALOW



**40DLFT** OPTION: A



**40RLTS** OPTION: A



**JAYLOFT** OPTION: A



**OPTION**

**A**

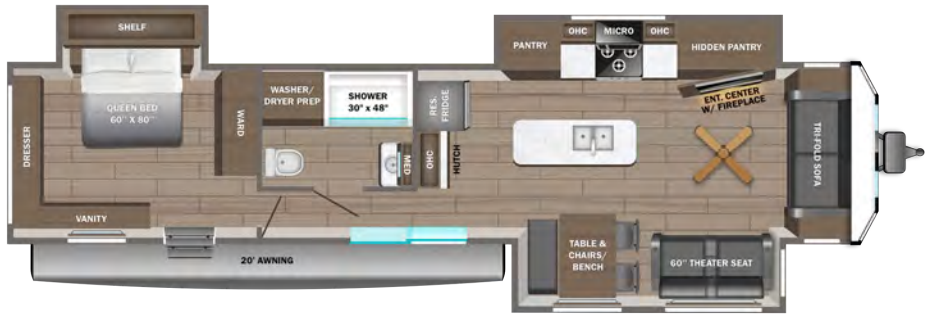
King Bed

- S** STORAGE
- MICRO** MICROWAVE
- OHC** OVERHEAD CABINETS
- FRIDGE** REFRIGERATOR
- WARD** WARDROBE

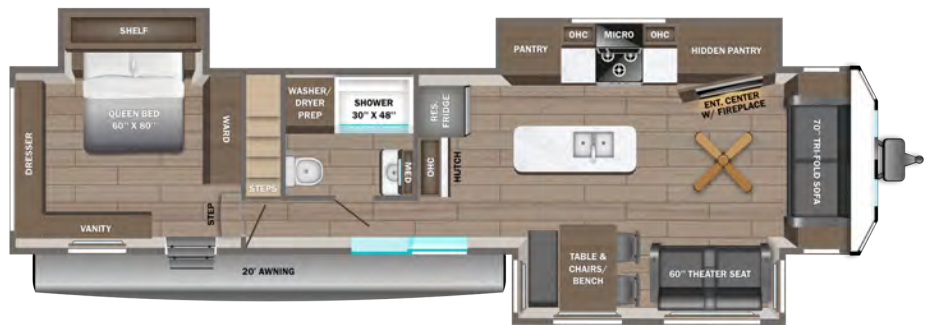
# JAY FLIGHT BUNGALOW



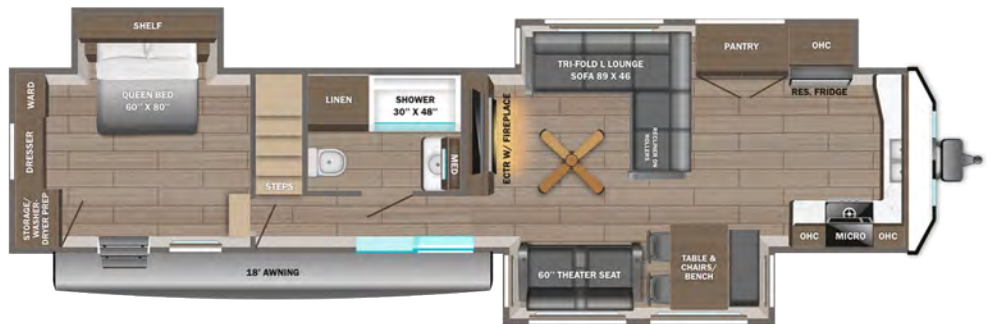
401FLTS DS OPTION: A



401LOFT DS OPTION: A



404LOFT DS OPTION: A



OPTION

A



King Bed

- S** STORAGE
- MICRO** MICROWAVE
- OHC** OVERHEAD CABINETS
- FRIDGE** REFRIGERATOR
- WARD** WARDROBE

# STANDARDS & OPTIONS

## EXTERIOR

102 in. wide-body construction (40DLFT, JayLoft, 40RLTS)  
 12 in. I-Class™ cambered structural steel I-beams  
 5/8 in. tongue-and-groove plywood floor decking  
 Atrium-style front wall with integrated lights (40DLFT, JayLoft, 40RLTS)  
 Axles with electric self-adjusting brakes and E-Z Lube® hubs  
 Black tank flush sprayer  
 Electric powered slideout rooms with enclosed gear system  
 Magnum Truss™ roof system  
 Outside shower  
 PVC roofing membrane (limited lifetime warranty)  
 Radial tires with galvanized-steel, impact-resistant wheel wells

## INTERIOR

68 in. loft bedroom (loft models)  
 82 in. slideout room interior height  
 84 in. tall interior doorways  
 96 in. interior height  
 Auto-ignition furnace  
 75 lb. full extension ball-bearing drawer guides  
 Cable/satellite prep  
 Central vacuum with push-button retract for easy hose storage (40DLFT, JayLoft, 40RLTS)  
 Electric fireplace with thermostat controls  
 Electrical outlets in master bedroom on each side of the bed  
 Hardwood-look vinyl flooring  
 Hide-a-bed with a tri-fold mattress  
 Medicine cabinet with mirror  
 On-demand tankless water heater  
 Pleated shades in bedroom  
 Plywood bed base  
 Porcelain toilet with foot flush

Residential refrigerator  
 Residential-style 24 in. range and 4-burner cooktop  
 Residential-style hidden cabinet door hinges  
 Solid wood cabinet doors throughout  
 Vented end windows in living room and bedroom slideout rooms (select models)

## CUSTOMER VALUE PACKAGE (MANDATORY ON 40DLFT, JAYLOFT, & 40RLTS)

Fitted bed sheet  
 AM/FM/Bluetooth® stereo  
 30 in. microwave  
 (2) sink covers  
 Solid-surface kitchen countertops  
 (2) 15K BTU Whisper Quiet A/Cs  
 Ceiling fan  
 Roller shades in living area (select models)  
 (2) 30 lb. propane bottles with cover  
 Bathroom skylight (select models)  
 Power vent in bathroom  
 Shower/tub surround  
 Detachable power cord  
 Oversized side windows  
 G20 dark-tinted privacy windows  
 LED interior and exterior lights  
 Manual stabilizer jacks  
 Marine-grade exterior speakers  
 One-piece front fiberglass wall  
 Power awning with LED light  
 Thermal Package: insulated and enclosed underbelly

## CUSTOMER VALUE PACKAGE (MANDATORY ON 401LOFT D.S, 404LOFT DS, & 401FLTS DS)

G20 dark-tinted privacy windows  
 Marine-grade exterior speakers  
 One-piece front fiberglass wall  
 Oversized side windows  
 Power awning with LED light

Detachable power cord  
 (2) 30 lb. propane bottles with cover  
 15K BTU A/C  
 15K BTU second A/C  
 Ceiling fan  
 LED interior and exterior lights  
 Roller shades in living area (select models)  
 AM/FM/Bluetooth® stereo  
 Bathroom skylight (select models)  
 Power vent in bathroom  
 Sink cover/cutting board  
 Shower/tub surround  
 Thermal Package: insulated and enclosed underbelly

## OPTIONS - BUNGALOW

Dual-pane, tinted safety-glass windows  
 Fiberglass sidewalls  
 King bed  
 Slideout awnings  
 Third A/C

## OPTIONS - BUNGALOW DS

King bed  
 Third A/C

\*Indicates split tanks

FLOORPLAN	TOTAL EXTERIOR LENGTH	EXTERIOR WIDTH	EXTERIOR HEIGHT (WITH A/C)	INTERIOR HEIGHT (Main)	UNLOADED VEHICLE WEIGHT	DRY HITCH WEIGHT	GVWR	CARGO CARRYING CAPACITY	FRESH WATER CAPACITY	GRAY WASTE WATER CAPACITY	BLACK WASTE WATER CAPACITY	SLEEPING CAPACITY
40DLFT	41' 6"	8' 6"	13' 1"	8' 10"	12,430	1,550	14,500	2,070	52	32.5	39	5-7
JAYLOFT	41' 11"	8' 6"	13' 0"	8' 11"	12,360	1,775	14,300	1,940	52	65*	39	7-9
40RLTS	40' 4"	8' 6"	12' 8"	8' 0"	11,560	1,630	13,500	1,940	52	32.5	39	2-4
401FLTS	40' 4"	8' 0"	12' 6"	8' 0"	10,560	1,500	12,000	2,050	52	39	39	2-4
401LOFT	41' 11"	8' 5"	13' 0"	8' 10"	11,580	1,615	13,000	1,420	52	32.5	39	6-8
404LOFT	42' 0"	8' 0"	13' 0"	8' 11"	11,745	1,675	13,200	1,455	52	97.5*	32.5	6-8

