

Jayco | 2025 Redhawk SE Super Class C Motorhome



# REDHAWK SE

COMFORT FOR THE ROAD AHEAD

**2+3**  
YEAR | YEAR  
WARRANTY






ASHBROOK



Wood



Floor



Countertop



Main Fabric



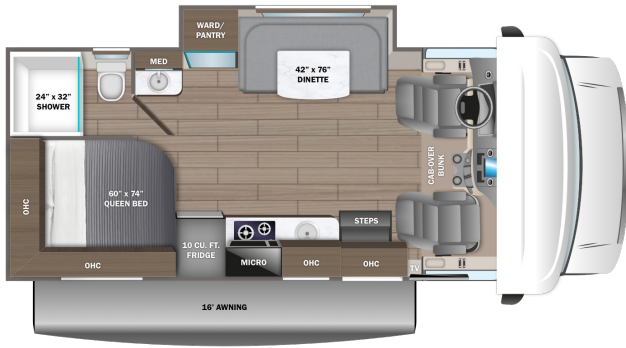
Furniture



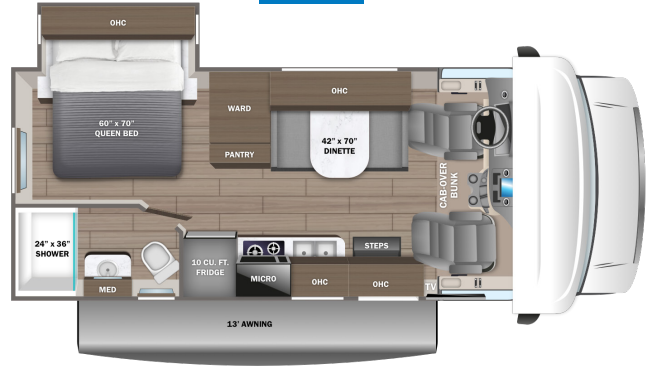
# REDHAWK SE



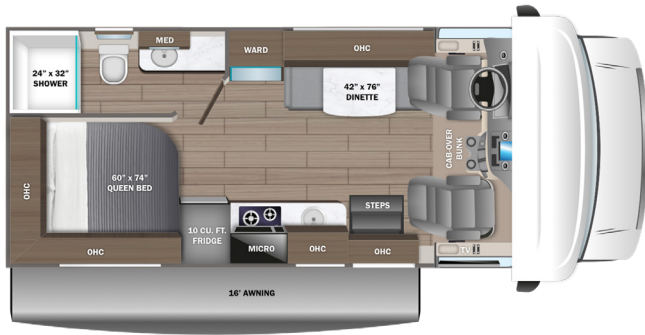
22A, 22AF



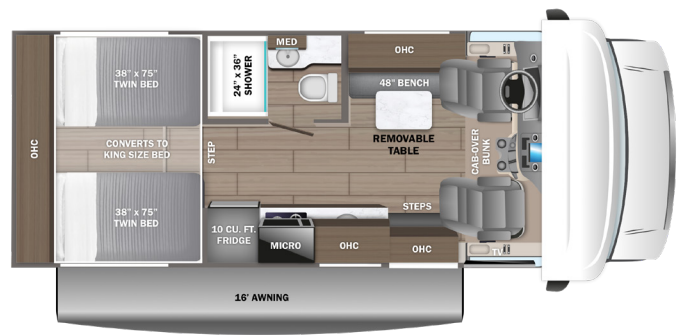
22C, 22CF



22E/22EF



22T/22TF



## EXTERIOR SELECTIONS



Standard Graphics Package

# STANDARDS & OPTIONS

## CUSTOMER VALUE PACKAGE

One-piece, seamless, fiberglass front cap  
Heated holding tanks (12V pads)  
Electric patio awning  
Black holding tank sprayer  
Backup camera  
LED HD Smart TV

## DRIVING

### Chassis Equipment for 22A, 22C, 22T

Chevy® 4500 chassis  
GVWR- 14,200 lb.  
GCWR- 20,000 lb.  
6.6L Vortec V8 401 HP engine with 464 ft.-lb. torque  
Hydra-matic 6-speed automatic transmission with overdrive  
150-amp alternator  
57 gal. fuel tank  
StabiliTrak stability control system  
OnStar with 4G LTE

### Chassis Equipment for 22AF, 22CF, 22TF

Ford® E-350 chassis  
GVWR- 12,500 lb.  
GCWR- 18,500 lb.  
7.3L V-8 325 HP engine with 450 ft.-lb. torque  
6-speed TorqShift® series transmission with overdrive  
210-amp alternator  
55 gal. fuel tank  
Tire pressure monitoring system (TPMS)  
Catalytic converter theft deterrent  
Electronic stability control  
Traction control

### Driving Equipment on All Floorplans

5,000 lb. hitch with 500 lb. tongue capacity and 7-pin plug  
E-rated highway tires- LT225/75R16  
12V chassis battery  
Power anti-lock brakes with power steering  
Remote-controlled, side-view mirrors  
Hill start assist  
Tilt steering wheel  
Cruise control  
Power windows and door locks  
Auxiliary start switch

Driver and passenger airbags  
Privacy curtain for cab area

## EXTERIOR

StrongholdVBL™ roof, floor and sidewalls  
Bead-foam insulation (R-24 max roof, R-9 max floor, R-5 max walls)  
Tufflex™ PVC laminated roof  
Aluminum running boards  
Fiberglass exterior walls with vinyl graphics  
Entrance door with industry's largest travel-view window  
Electric-powered entrance step with integrated house battery compartment  
Third brake light  
4 in. bumper tube sewer hose storage  
Cable TV hookup with RG-6 coax  
Digital antenna with signal booster  
4,000W generator  
Solar prep  
12V house battery  
Transfer switch with reverse polarity protection  
30-amp electrical service  
12.2 gal. propane tank (41 lb.)  
LP quick-connect hookup  
Exterior utility center  
Winterization drain system  
Outside shower  
12V demand water pump  
Water filtration system

## INTERIOR

Overhead bunk with 750 lb. capacity  
84 in. ceiling height  
High-intensity, recessed LED ceiling lights  
Hardwood cabinet doors  
Ball-bearing drawer guides  
Interior entrance door grab handle  
Interior command center  
Pleated blackout shades  
13,500 BTU ducted A/C

30,000 BTU auto-ignition furnace  
6 gal. gas/electric DSI auto-ignition water heater  
42 in. x 78 in. U-shaped dinette (22A, 22AF, 22E, 22EF)  
Jayco-exclusive, easy-operation legless dinette table (22C, 22CF)  
48 in. dinette bench with removable table (22T, 22TF)  
2-point lap safety belts in all designated seating locations  
10 cu. ft. 12V refrigerator  
2-burner cooktop with flush cover  
Convection microwave oven  
Stainless steel kitchen sink  
Decorative kitchen backsplash  
Shower with decorative ABS surround and skylight  
Stainless steel bathroom sink  
Toilet with foot flush  
Queen-size bed with bedspread (22A, 22AF, 22C, 22CF, 22E, 22EF)  
(2) twin-size beds with filler cushion convert to king-size bed (22T, 22TF)  
Large wardrobes (select models)  
Smoke alarm  
Carbon monoxide detector  
Fire extinguisher

## OPTIONS

Automatic hydraulic leveling jacks  
200W solar panel with dual controller and second house battery

	FLOORPLAN	GVWR (lbs.)	GCWR (lbs.)	WHEEL BASE	OVERALL LENGTH	EXTERIOR HEIGHT WITH SATELLITE AND A/C	EXTERIOR WIDTH	INTERIOR HEIGHT	FRESH WATER CAPACITY (gal.)	GRAY WASTE WATER CAPACITY (gal.)	BLACK WASTE WATER CAPACITY (gal.)
CHEVY	22A	14,200	20,000	159"	25' 4"	11' 6"	100"	84"	44	40	32
	22C	14,200	20,000	159"	25' 4"	11' 6"	100"	84"	44	40	31
	22E	14,200	20,000	159"	25' 4"	11' 6"	100"	84"	44	40	31
	22T	14,200	20,000	159"	25' 4"	11' 6"	100"	84"	44	40	31
FORD	22AF	12,500	8,500	158"	24' 9"	11' 6"	100"	84"	44	40	32
	22CF	12,500	18,500	158"	24' 9"	11' 6"	100"	84"	44	40	31
	22EF	12,500	18,500	158"	24' 9"	11' 6"	100"	84"	44	41	31
	22TF	12,500	18,500	158"	24' 9"	11' 6"	100"	84"	44	41	31

Meet your Jayco Dealer



Scan QR code for specification definitions

Some specs at the time of print may include estimates. For the most updated information, please visit [Jayco.com](http://Jayco.com)

Jayco Inc. | P.O. Box 460 | Middlebury, IN 46540

See dealer for further information and prices. All information in this brochure and on [www.jayco.com](http://www.jayco.com) is the latest available at the time of publication approval. Jayco reserves the right to make changes and to discontinue models without notice or obligation. Photography may show optional equipment or props used for decoration purposes only. RVs built for sale in Canada may differ to conform to Canadian codes. JAYCO and the JAYCO BIRD IN FLIGHT are registered trademarks of Jayco, Inc. Printed in USA 8/24 ©2024 Jayco, Inc. 2032953



Jayco - Part of Jayco Family of Companies