



SENECA PRESTIGE

37K OPTIONS: C



OPTIONS

A



Hide-a-bed

B



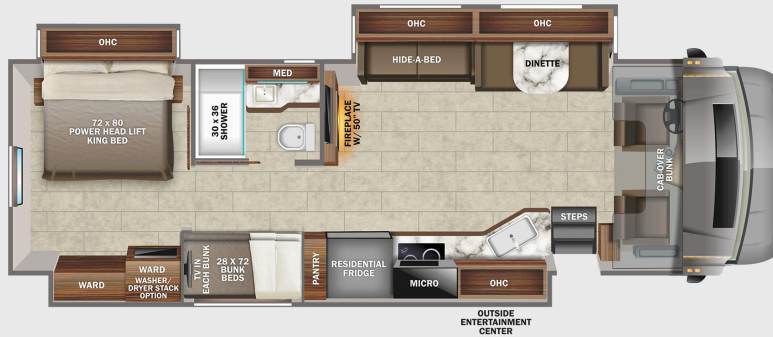
Theater Sofa

C

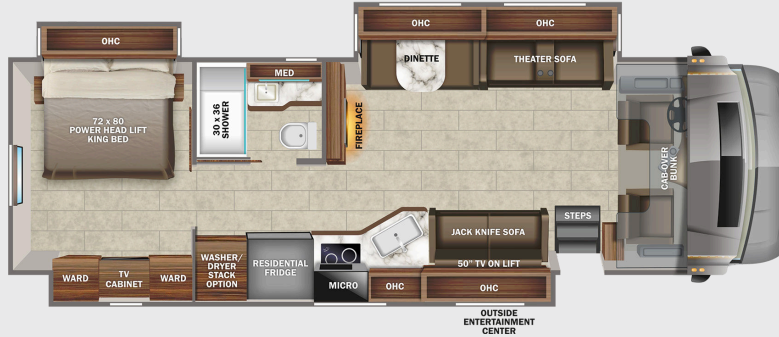


Freestanding Dinette


37L OPTIONS: B



37M OPTIONS: A, C



EXTERIOR SELECTIONS




Beige Marvel Full-Body Paint



Blue Marvel Full-Body Paint



Grey Marvel Full-Body Paint



Red Marvel Full-Body Paint

STANDARDS & OPTIONS

CUSTOMER VALUE PACKAGE

JRIDE® PREMIUM: Computer-balanced driveshaft, rear air suspension, heavy-duty rear stabilizer bar, full air brakes, SACHS shocks
 Dual-pane, tinted, safety-glass windows
 Roof-mounted Girard® NOVA II dual-pitched patio awning with LED lights
 2,000-watt pure sine wave inverter
 Power cord reel with 50-amp service
 Aqua-Hot® 250D hydronic water and heating system
 9" Sony® infotainment center with Apple CarPlay® and Android Auto™
 Backup and side-view cameras
 21-cu.ft. side by side residential refrigerator with ice and water in door
 Residential-size convection microwave

DRIVING

Freightliner® S2RV chassis
 GVWR - 31,000 lb.
 GCWR - 43,000 lb.
 Front axle - 10,000 lb.
 Drive axle - 21,000 lb.
 Cummins® ISB 6.7L 360 HP diesel engine with 800 ft.-lb. torque
 Allison® 3000 MH automatic transmission
 185-amp alternator
 Michelin® tires- 275/80R 22.5 14 ply
 Alcoa® aluminum rims
 Engine exhaust brake
 12,000-lb. rear hitch receiver
 7-pin plug
 Dual 12V chassis batteries - 1900 CCA
 100 gal. fuel tank
 10 gal. DEF tank
 Deluxe heated, remote-controlled, side-view mirrors
 Power driver and passenger seats
 Driver and passenger airbags
 Power windows and door locks
 A/C and cruise control
 Tilt and telescoping leather-wrapped steering wheel
 Auxiliary start switch

EXTERIOR

StrongholdVBL™ roof, floor and sidewalls
 Bead-foam insulation (R-24 max roof, R-9 max floor, R-5 max walls)
 One-piece, crowned fiberglass roof
 One-piece, seamless, fiberglass front and rear caps
 Automotive-bonded panoramic window in front cap with power shade
 Premium Sikkens full-body paint
 Automatic hydraulic leveling jacks
 Entrance door with industry's largest travel-view window
 Electric-powered entrance step
 Slideout cover awnings
 Exterior entertainment center with outside speakers, LED TV mounted on swivel bracket and single-disc DVD/CD/AM/FM radio
 Winegard® In-motion satellite dish
 Lockable, pass-through storage compartments with metal slam latches

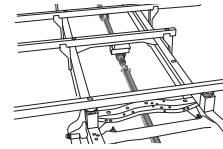
Chrome exterior baggage door handles and locks
 Thetford® Sani-Con Turbo Macerator system
 Exterior utility center
 Winterization drain system
 Black tank flush
 Outside shower
 12V demand water pump
 Onan® 8,000-watt diesel generator with auto-gen start
 (4) 6V AGM (220Ah) house batteries on slideout tray
 Third brake light
 Porch light with clear lens
 Roof ladder

INTERIOR

Custom-molded ABS surround in cab-over area
 Overhead bunk with 750 lb. capacity
 Privacy curtains for cab area
 Color-coordinated carpeted floor mat
 JAYCOMMAND® powered by Firefly (mobile app available)
 High-intensity, recessed LED ceiling lights
 High-gloss, polished porcelain floor tile with heated floor mat
 Raised-panel high-gloss hardwood cabinetry and stiles throughout
 Deluxe hidden cabinet hinges
 Jayco-exclusive, easy-operation legless dinette table
 2-point lap safety belts in all designated seating locations
 Dual 15,000-BTU A/C unit with heat pumps
 Touchstone electric 5,000 BTU thermostat controlled fireplace
 50 in. LED TV in living area (40 in. on 37K)
 Sony Blu-Ray™ with HDMI® connections
 Cable TV hookup with RG-6 coax and video selector switch
 Wood-framed kitchen window with spice cabinets
 2-burner induction cooktop
 Solid-surface kitchen countertop with large integrated stainless steel sink with sink covers
 Water filtration system
 One-piece, fiberglass shower with glass door, skylight and light
 Porcelain toilet with foot flush
 Solid-surface bathroom sink
 Powered roof vent in bathroom with wall switch
 Walk-around, King-size bed with bedspread and nightstands
 33" LED TV in bedroom
 Large wardrobes
 Bunks with industry-exclusive 300lb. capacity each (37L)
 Smoke alarm
 Carbon monoxide detector

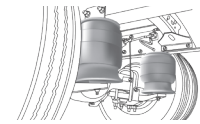
OPTIONS

Power theater seating (N/A 37K, STD on 37M)
 Canadian Shaw® TRAV'LER® satellite dish
 Winegard® TRAV'LER® satellite dish - DIRECTV®
 Winegard® TRAV'LER® satellite dish - Dish Network®
 Combination washer/dryer (37K)
 Stackable washer/dryer (37L, 37M)
 Freestanding table with 4 chairs (N/A 37L)



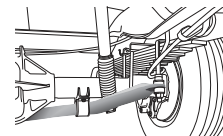
COMPUTER-BALANCED DRIVESHAFT

Ensures smooth and efficient power transfer to the wheels



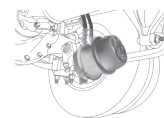
REAR AIR SUSPENSION

Softens ride and improves handling



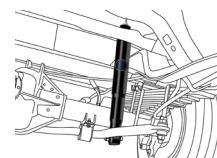
HEAVY-DUTY REAR STABILIZER BAR

A larger bar and polyurethane bushings, instead of rubber, transfer power faster for extra support, more stability and easier handling



FULL AIR BRAKES

Deliver robust stopping power, even on grades



SACHS SHOCKS ABSORBERS

Large diameter tube design pairs gas and hydraulics to resist heat and pressure while independently adjusting to changing road conditions

FLOORPLAN	GVWR (lbs.)	GCWR (lbs.)	WHEEL BASE	OVERALL LENGTH	EXTERIOR HEIGHT (with A/C) & SATELLITE	EXTERIOR WIDTH	INTERIOR HEIGHT	FRESH WATER CAPACITY (gal.)	GRAY WASTE WATER CAPACITY (gal.)	BLACK WASTE WATER CAPACITY (gal.)
37K	31,000	43,000	279"	39' 4"	13' 4"	101"	84"	72	51/40	40/23
37L	31,000	43,000	279"	39' 4"	13' 4"	101"	84"	72	50/31	50
37M	31,000	43,000	279"	39' 4"	13' 4"	101"	84"	72	40/40	33/23