

LUXURY FIFTH WHEELS

LUXURY FIFTH WHEELS

NORTH POINT • PINNACLE



PINNACLE

NORTH
POINT



2+3
YEAR | YEAR
WARRANTY

NORTH POINT



382FLRB Shown in Modern Farmhouse Interior Design



387FBTS Shown in Cashmere Cottage Interior Design



Stainless Steel Kitchen Sink with Pull-Out Sprayer & Drinking Water System™



Optional Residential King Bed (Queen Bed Standard) with Quilted Bedspread & Pillows



382FLRB Bathroom with Walk-In Shower & Backlit Medicine Cabinets

FLOORPLANS

310RLTS OPTIONS
A, B



SLEEPS
4-5

Ext. Lgth: **36' 1"** Weight: **12,285 lbs.** Hitch: **2,560 lbs.**

373BHOK OPTIONS
A, B



SLEEPS
8-10

Ext. Lgth: **39' 11"** Weight: **13,715 lbs.** Hitch: **2,330 lbs.**

377RLBH OPTIONS
A, B



SLEEPS
8-9

Ext. Lgth: **42' 11"** Weight: **14,255 lbs.** Hitch: **3,055 lbs.**

380RKGS OPTIONS
A, B

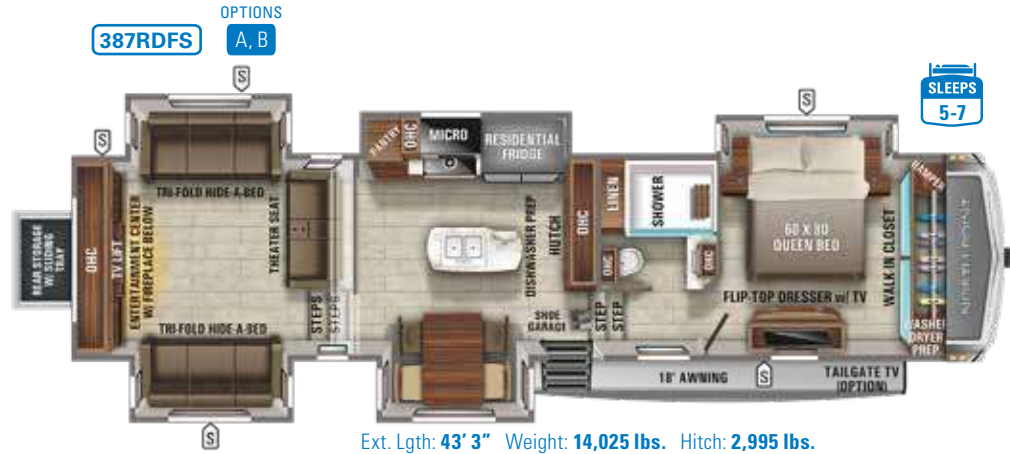
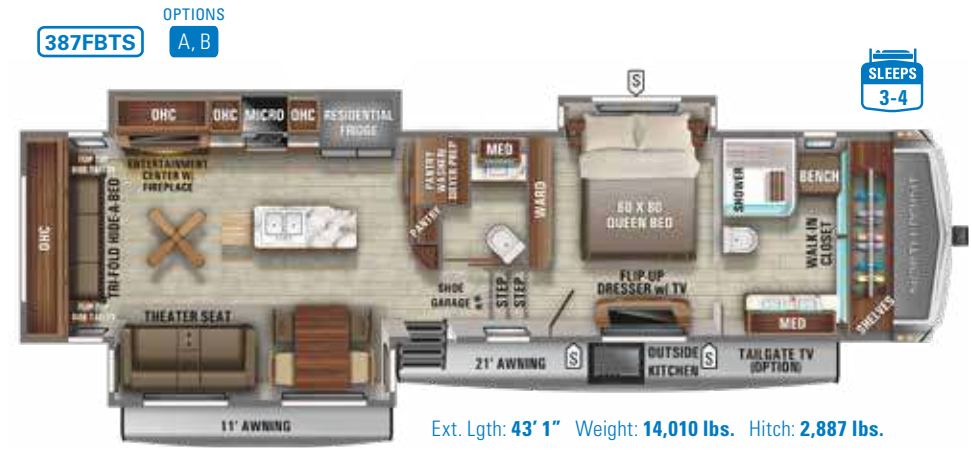
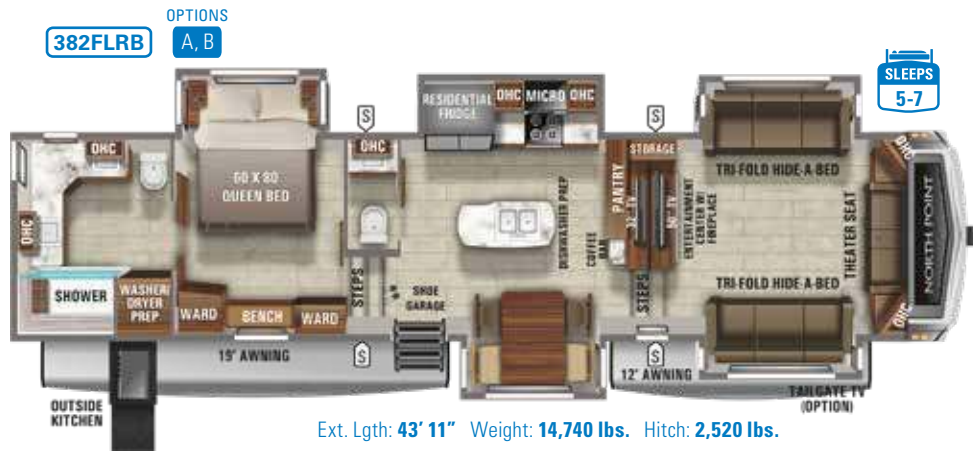


SLEEPS
5-6

Ext. Lgth: **TBD** Weight: **TBD** Hitch: **TBD**

Scan QR code
to view
360° tours





LEGEND

- STORAGE
- MICRO WAVE
- OHC OVERHEAD CABINETS
- FRIDGE REFRIGERATOR
- WARD WARDROBE

OPTIONS



SPECS

Scan QR code for specification definitions



FLOORPLAN	EXTERIOR TRAVEL LENGTH	EXTERIOR WIDTH	EXTERIOR HEIGHT (WITH A/C)	INTERIOR HEIGHT	INTERIOR HEIGHT BEDROOM	UNLOADED VEHICLE WEIGHT	DRY HITCH WEIGHT	GVWR	CARGO CARRYING CAPACITY	FRESH WATER CAPACITY (INCLUDING WATER HEATER)	GRAY WASTE WATER CAPACITY	BLACK WASTE WATER CAPACITY	SLEEPING CAPACITY
310RLTS	36' 1"	8' 0"	13' 4"	8' 6"	6' 6"	12,285	2,560	15,000	2,715	85	87*	50	4-5
373BHOK	39' 11"	8' 0"	13' 3"	8' 6"	6' 6"	13,715	2,330	16,500	2,785	85	124**	87*	8-10
377RLBH	42' 11"	8' 0"	13' 3"	8' 6"	6' 6"	14,255	3,055	16,995	2,740	85	87*	50	8-9
380RKGS	TBD	8' 0"	TBD	8' 6"	6' 6"	TBD	TBD	TBD	TBD	TBD	TBD	TBD	5-6
382FLRB	43' 11"	8' 0"	12' 3"	8' 6"	6' 6"	14,740	2,520	16,995	2,255	85	74*	74*	5-7
387FBTS	43' 1"	8' 0"	13' 9"	8' 6"	6' 6"	14,010	2,887	16,600	2,590	85	87*	87*	3-4
387RDFS	43' 3"	8' 0"	13' 3"	8' 6"	6' 6"	14,025	2,995	16,500	2,475	85	87*	50	5-7

Some specs at the time of print may include estimates. For the most updated information, please visit Jayco.com.

*Indicates split tanks

**Indicates 3 tanks



36SSWS Shown in Silvermist Interior Design




32RLTS Shown in Modern Farmhouse Interior Design



All-New 24"x24" Butcher Block Countertop Extension

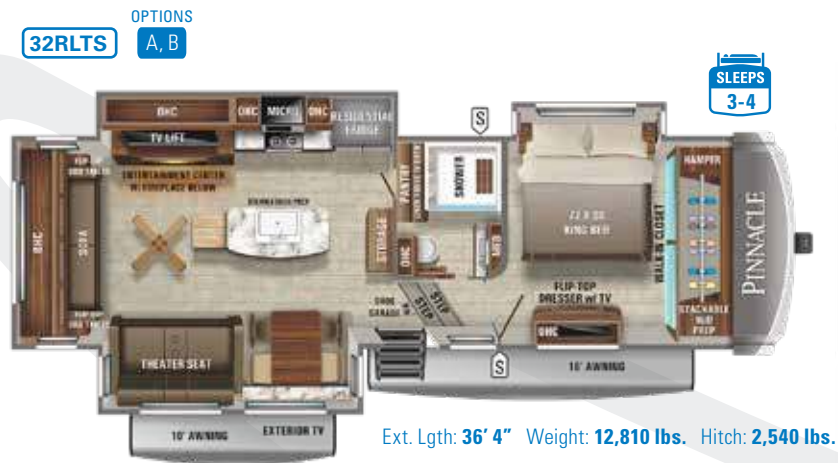


36SSWS with Front Window (Optional Front Wardrobe Available)

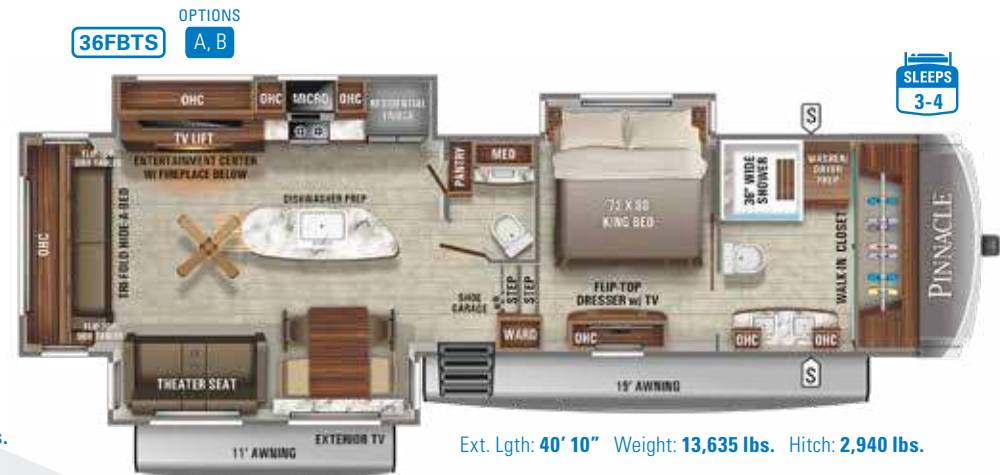


Walk-In Shower with Teak Seat & Shampoo/Soap Holder

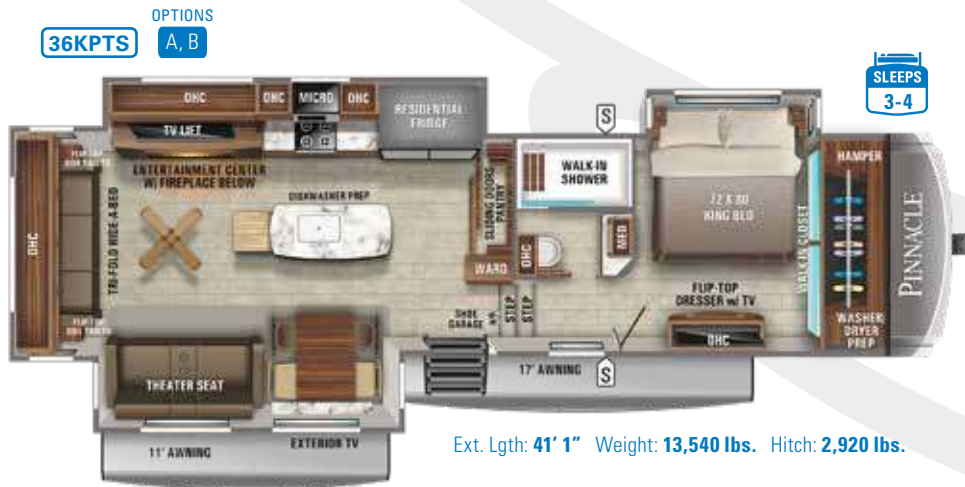
FLOORPLANS



Ext. Lgth: **36' 4"** Weight: **12,810 lbs.** Hitch: **2,540 lbs.**



Ext. Lgth: **40' 10"** Weight: **13,635 lbs.** Hitch: **2,940 lbs.**



Ext. Lgth: **41' 1"** Weight: **13,540 lbs.** Hitch: **2,920 lbs.**




Ext. Lgth: **39' 11"** Weight: **14,105 lbs.** Hitch: **3,270 lbs.**

Scan QR code
to view
360° tours



LEGEND

	STORAGE
MICRO	MICROWAVE
OHC	OVERHEAD CABINETS
FRIDGE	REFRIGERATOR
WARD	WARDROBE

OPTIONS




A



E



1



[

37MDQS OPTIONS
A, B



Ext. Lgth: 41' 8" Weight: 14,445 lbs. Hitch: 3,370 lbs.

38FLGS OPTIONS
A, B, D



Ext. Lgth: TBD Weight: TBD Hitch: TBD

EXTERIOR PAINT PACKAGES



DIAMOND FULL-BODY PAINT



SAND FULL-BODY PAINT



STEEL FULL-BODY PAINT

SPECS

Scan QR code for specification definitions



FLOORPLAN	EXTERIOR TRAVEL LENGTH	EXTERIOR WIDTH	EXTERIOR HEIGHT (WITH A/C)	INTERIOR HEIGHT	INTERIOR HEIGHT BEDROOM	UNLOADED VEHICLE WEIGHT	DRY HITCH WEIGHT	GVWR	CARGO CARRYING CAPACITY	FRESH WATER CAPACITY (INCLUDING WATER HEATER)	GRAY WASTE WATER CAPACITY	BLACK WASTE WATER CAPACITY	SLEEPING CAPACITY
32RLTS	36' 4"	8' 6"	13' 4"	8' 6"	6' 7"	12,810	2,540	15,500	2,690	85	87*	50	3-4
36FBTS	40' 10"	8' 6"	13' 4"	8' 6"	6' 7"	13,635	2,940	16,500	2,865	85	87*	87*	3-4
36KPTS	41' 1"	8' 6"	13' 4"	8' 6"	6' 7"	13,540	2,920	16,500	2,960	85	87*	50	3-4
36SSWS	39' 11"	8' 6"	13' 4"	8' 6"	6' 7"	14,105	3,270	16,750	2,645	85	87*	50	3-4
37MDQS	41' 8"	8' 6"	13' 4"	8' 6"	6' 7"	14,445	3,370	16,995	2,550	85	87*	50	6-8
38FLGS	TBD	8' 6"	TBD	8' 6"	6' 7"	TBD	TBD	TBD	TBD	85	87*	TBD	5-6

Some specs at the time of print may include estimates. For the most updated information, please visit Jayco.com.

*Indicates split tanks

STANDARDS & OPTIONS

STANDARD EXTERIOR EQUIPMENT

	North Point	Pinnacle
Stronghold VBL™ aluminum framed and vacuum bond laminated gelcoated fiberglass exterior walls (including rear wall and slide room end walls)	X	X
Magnum Truss™ XL6™ Roof System (strongest tested roof in the industry) with one-piece, seamless DiFlex II material	X	X
Climate Shield™ zero-degree tested weather protection: fully-enclosed and heated underbelly (ducted), 40,000 BTU output furnace, double layer fiberglass batt insulation (roof, floor, and behind cap), PEX plumbing	X	X
HELIX Cooling System™ (industry-exclusive): Dual exterior-mounted 15,000 BTU "Whisper Quiet" A/C units, Jayco-exclusive insulated dual-duct design, directional and closeable A/C vents, larger return air vents with user-accessible filters	X	X
JaySMART™ (Safety Markers And Reverse Travel) LED lighting (patent-pending)	X	X
Painted fiberglass front cap with built-in specialty LED lighting	X	X
Painted fiberglass rear cap with built-in specialty LED lighting	N/A	X
Frameless, dark-tinted, safety-glass windows	X	X
Custom automotive-grade vinyl exterior graphics package	X	X
102" Widebody construction	N/A	X
Skirt-metal-enclosed drop frame	X	X
LED exterior lighting package	X	X
Dual 30 lb. propane bottles with auto regulator	X	X
Doorside compartment framed and vented for third propane bottle	X	X
Pass-through storage with Slam-latch™ baggage doors	X	X
Digital TV antenna with Wi-Fi extender	X	X
Exterior marine-grade speakers	X	X
Fully enclosed, LED-lit universal docking center: selectable water connections, quick-connect outside shower, black tank flush, winterization and sanitation, independent satellite and whole-coach cable hookups	X	X
Water heater bypass	X	X
Battery disconnect	X	X
Under-mounted spare tire (Goodyear® Endurance® tires - made in the USA)	X	X
LP quick-connect (outside grill prep)	X	X
Roof ladder	X	X

STANDARD INTERIOR EQUIPMENT

	North Point	Pinnacle
Solid hardwood slide fascia	X	X
Handcrafted hardwood glazed doors, drawers and trim	X	X
5/8 in. tongue-and-groove joined plywood floor decking	X	X
Vinyl flooring (made in the USA) throughout (includes slideout floors)	X	X
Ceiling fan (select models)	X	X
LED interior lighting throughout	X	X
LED accent lighting above slideouts	X	X
Tri-fold hide-a-bed sofa with residential sleep surface (select models)	X	X
Dual USB charging ports throughout	X	X
12V charging station	X	X
"Shoe garage" in hallway step (select models)	X	X
Flip-up tabletop storage next to tri-fold sofa (select models)	X	X
Positive catch, heavy-duty, 75 lb. full-extension, steel ball-bearing drawer guides	X	X
Stainless steel kitchen sink	X	X
Residential-grade, pull-out kitchen faucet	X	X
Extra 120V power outlets in kitchen and slide rooms	X	X
Pull-out countertop extension with 24 in. x 24 in. butcher block bar top (select models)	X	X
Pull-out utility drawer under kitchen sink	X	X

	North Point	Pinnacle
Toe-kick nightlights in bedroom and bathroom	X	X
Residential quilted bedspread and pillows	X	X
Cedar-lined front wardrobe closet	N/A	X
Gas-strutted under-bed storage	X	X
C.P.A.P. prepped bedroom	X	X
Carbon monoxide and LP detector	X	X
Flip-up hidden storage in bedroom chest of drawers (select models)	X	X
Built-in laundry hamper in wardrobe	X	X
Cup holders in bedroom nightstands	X	X
Bathroom skylight	X	X
LED backlit medicine cabinet with custom framed mirror	X	X
Solid surface lavatory with LED lighting	N/A	X
Residential bathroom backsplash	X	X
Porcelain toilet with foot flush	X	X

CUSTOMER VALUE PACKAGE (MANDATORY)

	North Point	Pinnacle
15,000 BTU "Whisper Quiet" A/C (main)	CVP	CVP
15,000 BTU "Whisper Quiet" A/C (bedroom)	CVP	CVP
Electric patio awning with integrated LED lights	CVP	CVP
MORryde™ StepAbove™ entrance steps (main entrance) with blue LED light	CVP	CVP
10 gal. gas/electric DSI water heater	CVP	CVP
Custom-machined aluminum rims	CVP	CVP
Keyed-Alike™ lock system (single key for all doors/locks)	CVP	CVP
Rooftop and ground solar prep by Go Power!®	CVP	CVP
Backup and side observation camera prep	CVP	CVP
XL grab handle	CVP	CVP
LED HDTV with fully digital HDMI® output	CVP	CVP
JBL® home entertainment system	CVP	CVP
Residential 24 in. Insignia™ stove (3.73 cu. ft. with 12,000 BTU high-output burner)	CVP	CVP
Hidden hinges on cabinet doors	CVP	CVP
Residential queen (60 in. x 80 in.) Serta® mattress with under-bed storage	CVP	OPT
Residential king (72 in. x 80 in.) Serta® mattress with under-bed storage	OPT	CVP
Refrigerator temperature sensors linked to JAYCOMMAND®	CVP	CVP

5 STAR HANDLING PACKAGE

	North Point	Pinnacle
Goodyear® Endurance® tires (made in the USA)	5	5
MORryde® rubber pin box	5	5
Dexter® Axles with Nev-R-Adjust® brakes, E-Z Lube® hubs, & 4,000 lb. leaf springs	5	5
MORryde® CRE-3000™ rubberized suspension	5	N/A
MORryde® LRE-4000™ rubberized suspension	N/A	5
Wet bolt fasteners and bronze bushings	5	5

LUXURY PACKAGE

	North Point	Pinnacle
Equalizer Systems hydraulic 6-point auto-leveling system with oversized foot pads	LUX	LUX
2nd electric patio awning with integrated LED lights	LUX	LUX
Powered 50-amp cord reel	N/A	LUX
MORryde™ StepAbove™ entrance steps (main entrance)	LUX	LUX
JAYCOMMAND® "Smart RV" system	LUX	LUX
Cellular prep for antenna and JAYCOMMAND® "Smart RV" system	LUX	LUX

	North Point	Pinnacle
Tire Pressure Monitoring System (TPMS)	LUX	LUX
High-gloss gelcoated sidewalls	LUX	LUX
Oversized multi-battery compartment (industry-leading room for 4-6 batteries)	LUX	LUX
Exterior 32 in. LED TV/Interior solid surface buffet	N/A	LUX
Frameless dark tinted safety-glass windows	LUX	LUX
Privacy roller shades in living room	LUX	N/A
Day/night roller shades in living room	N/A	LUX
Free-standing (no pedestal) table with leaf and (2) free-standing (with under seat storage) and (2) folding chairs	LUX	LUX
LED fireplace with 5,000 BTU electric space heater	LUX	LUX
Solid hardwood cabinet stiles	N/A	LUX
Central vacuum system	LUX	LUX
Drinking Water System™ (patent-pending)	LUX	LUX
Convection microwave	LUX	LUX
21 cu. ft. residential refrigerator with ice maker & 1200W pure sine wave inverter	LUX	LUX
Residential 24 in. Insignia™ stove (3.73 cu. ft. with 12,000 BTU high output burner)	LUX	LUX
Residential solid-surface kitchen countertop with bamboo sink cover and strainer	LUX	N/A
Residential solid-surface kitchen countertop with solid-surface sink covers	N/A	LUX
Whole-coach water purification system (includes filter)	LUX	LUX
Dishwasher prep	LUX	LUX
Washer/dryer prep	LUX	LUX
15,000 BTU "Whisper Quiet" A/C in (bedroom)	CVP	LUX
32 in. bedroom TV	LUX	LUX
Residential walk-in shower with shampoo/soap holder	LUX	LUX

OPTIONS

	North Point	Pinnacle
Canadian Standards (CSA)	OPT	OPT
Custom contemporary or traditional interior design (industry first)	OPT	OPT
Customer Value Package with 15,000 BTU central air with heat pump	OPT	OPT
Extreme Weather Package: 110V heated holding tank pads, 12V wrapped and heated fresh water line, and interior illuminated switch	OPT	OPT
Truma on-demand hot water system	OPT	OPT
Overlander Solar Kit (solar controller and roof-mounted 190W panel)	OPT	OPT
2nd 190W solar panel	OPT	OPT
Wireless backup/rear and side view observation camera kit	OPT	OPT
Sani-Con® Turbo waste management system	OPT	OPT
Generator prep with 120 lb. max LP system (3) 40 lb. LP bottles	OPT	OPT
5,500W Onan® Microquiet generator	OPT	OPT
2 in. accessory receiver hitch	OPT	OPT
Hydraulic disc brake package	OPT	OPT
3rd 15,000 BTU A/C in living area	OPT	OPT
18 cu. ft. Norcold® Polar Max gas/electric refrigerator with icemaker	OPT	OPT
Frameless dual-pane tinted safety-glass windows	OPT	OPT
Slideout awning (quantity varies by model)	OPT	OPT
Serta® king residential foam-top mattress	OPT	CVP
Serta® queen residential foam-top mattress	CVP	OPT
Tailgate 39 in. TV in cargo	OPT	N/A
Full-body paint: Diamond, Sand, or Steel	N/A	OPT
Front wardrobe (in place of front windshield and sofa lounge, 36SSWS)	N/A	OPT
Butler's Pantry (in place of half bath, 38FLGS)	N/A	OPT

CVP - Customer Value Package

OPT - Optional

LUX - Luxury Package

X - Standard

5 - 5 Star Handling Package

True interior design. More choice. Mindful craftsmanship.

Every fixture, fabric and feature has been carefully selected and expertly installed. The result is an aesthetic that's extraordinary — with Jayco's famous high level of livability. Designer-selected patterns and fabrics enhance the overall look and feel, while unique furniture designs and contrasting hand-picked hardware and lighting enhance each exclusive decor package.

NORTH POINT INTERIOR DESIGN OPTIONS



PINNACLE INTERIOR DESIGN OPTIONS



5-STAR HANDLING PACKAGE

The 5-Star Handling Package is a Jayco exclusive, a powerful blend of high-end American-made components that make pulling a luxury fifth wheel a breeze.



DEXTER® AXLES WITH NEV-R-ADJUST® BRAKES
The Benchmark of the trailer industry!



MORRYDE® PIN BOX
Allows pin box to travel forward and backward as well as side-to-side, creating a smoother tow.



DEXTER® HEAVY-DUTY SHACKLES WITH WET BOLT FASTENERS AND BRONZE BUSHINGS
Resists the wear-and-tear of towing.



MORRYDE® RUBBERIZED SUSPENSION SYSTEM
Better absorbs and isolates road shock.



GOODYEAR® BEAST TIRES
Made in the U.S.A. and featuring the patented Durawall® technology.




CLIMATE SHIELD

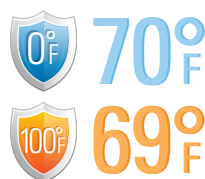
Extend your camping season with the Jayco Climate Shield.

It protects against extreme heat and extreme freezing—even in temperatures as high as 100 degrees or as low as zero degrees (Fahrenheit).*

BEDROOM




LIVING ROOM



KITCHEN



BATHROOM



HOLDING TANK



*Jayco tested fifth wheels in zero degrees F and 100 degrees F weather over an extended period of time in a controlled environment, and all functions of the coach were fully operational. Testing was done in a completely controlled environment; therefore, temperatures during testing may not represent actual temperatures in nature and cannot account for elements such as wind or moisture. In actual use, unit may not perform as well. Supplier of cooling components does not guarantee anything better than 20 degrees difference from ambient temperature. In addition, outside components are subject to freezing and require steps to properly insulate. Jayco's limited warranty does not cover damage caused by freezing. To learn more about Climate Shield and testing done by Jayco, visit www.jayco.com.



Jayco, Inc. | P.O. Box 460 | Middlebury, IN 46540 **RVIA**

See dealer for further information and prices. All information in this brochure and on www.jayco.com is the latest available at the time of publication approval. Jayco reserves the right to make changes and to discontinue models without notice or obligation. Photography may show optional equipment or props used for decoration purposes only. RVs built for sale in Canada may differ to conform to Canadian codes. JAYCO and the JAYCO BIRD IN FLIGHT are registered trademarks of Jayco, Inc. Printed in USA 12/20 ©2020 Jayco, Inc.

2+3

YEAR | YEAR
LIMITED | STRUCTURAL
WARRANTY

Travel With Confidence

NO ONE OFFERS A BETTER WARRANTY

At Jayco, we build our RVs to handle every adventure, then back them with our industry-leading 2+3 limited warranty. Our 2-year limited warranty has you covered for 2 camping seasons. That's 730 days. In addition, our 3-year structural limited warranty has you covered for 3 camping seasons or 1,095 days. You won't find a better limited warranty in the business, because the only strings that we attach are those that deliver the ultimate in reliability. That's the Jayco difference. So go explore. For a copy of our 2-year limited + 3-year structural limited warranty with complete terms and conditions, please contact your local Jayco dealer.

From the sales experience to service after the sale, we consider our dealers to be an important part of the Jayco family. Establishing a solid relationship with your local Jayco dealer is a key component in the enjoyment of your new Jayco. By purchasing from a local dealer, you will have a convenient location for sales, parts and service support. We hope you consider them a part of your camping family.

Meet your Jayco Dealer _____

Follow Jayco
#LetsJayco

