

JAYCO FOLD-DOWN CAMPERS

Founded in 1968

1993 Edition




DESIGNER SERIES™

It's the experienced camper's camper of choice — the most completely equipped and beautifully styled fold-down on the market today! Just what you'd expect from a company with 25 years of RV design and engineering know-how behind it.

Choose from three Designer Series™ models. Each provides an unprecedented level of camping comfort. Features like these are what make the difference:

- Rich-looking radius-cornered cabinetry of white-washed oak
- Elegantly framed cabinet doors and drawers
- A vanity for more convenient campsite grooming
- A handy overhead cabinet
- A built-in spice rack in the kitchen area
- A 40"- or 43"-tall wardrobe that lets clothes hang full-length
- Fashionable valances throughout
- 80"-wide end bunks for supreme sleeping comfort
- Sleek, smooth fiberglass exterior walls, vacuum-bond laminated for extra strength and durability
- New exterior graphics with a clean, contemporary look
- A front end cap of extra-durable ABS with an integrated bottle cover
- An ABS rear end cap with an "automotive" molded bumper
- Lockable outside storage compartments — including a huge full-width compartment in the rear
- Four self-storing stabilizing jacks on all models
- An adjustable mirror on the entrance door
- A built-in entrance step
- Tandem axles (on two models only) for extra-smooth towing and greater cargo capacity

The Designer Series is built to Jayco's incomparable construction standards, too. And it features the smoothest-operating roof-lifter system money can buy! See page eight and the back cover for details.



Built-in
Entrance Step



Designer Series Cardinal
(All Photos This Spread), Mauve Decor



▲ Vanity



▲ Overhead Cabinet



▲ Full-width Lockable Outside Storage, Rear



▲ ABS Front End & Integrated Bottle Cover



▲ Wardrobe



Carry-out Stove and Table — Standard

JAY SERIES™

Family good times become family *great* times in a Jay Series™ fold-down camping trailer! Its wide range of amenities, fashionable styling, and solid, durable construction make it one of the RV industry's most dependable values!

Check out these superb, comfort-enhancing Jay Series features, all of which are found in Jayco's top-of-the-line Designer Series as well:

- A big, roomy, built-in ice box that's fully insulated, has a side-opening door and convenient shelving, and is self-draining (available in some models: a 1.7 cubic foot LP-gas/electric refrigerator)
- A carry-out stove that lets you cook where it's most convenient — indoors or out; built-in wind deflectors guard the flame
- A galley that stows away on top of the dinette, not in the aisle as in many competitor's fold-downs — so you can use the aisle space for extra storage when you're on the road
- Positive-lock catches on all doors and drawers to keep them securely shut
- Easy-to-clean, vinyl-backed seat cushions
- Deluxe appointments, including end-bunk privacy drapes, attractive bed skirts, fashionable valances, a clothes-hanging bar, 4"-thick cushions, a bracket on one exterior wall that allows the dinette table to be used outside with an adjustable leg, a patio light, a convenient outside door holder, and an outside 110-volt receptacle
- New for '93! King beds (from 75" to 80" wide) in four models
- One-piece gray canvas with a pleasing teal accent stripe running full-length across the bottom
- Jayco's incredible, smooth-operating roof-lifter system (see page eight and the back cover for details)
- Independent torsion-axle suspension for a smooth, stable ride
- A 14" x 14" roof vent (big enough to accept an optional air conditioner)
- High-flotation tires and a wide-track axle that permit the carrying of much heavier cargo loads

For more of what makes the Jay Series special, see the specs on pages ten and eleven.





Jay Series 1006
(All Photos This Spread), Teal Decor



▲ Large Built-in Ice Box



▲ Carry-out Stove and Table — Standard



▲ Positive-lock Catches



▲ Jay Series 1006 with Jayco Van Conversion



EAGLE SERIES™

So much comfort for so little a price! You'll flip when you see all the Eagle Series™ gives you for your money. It's more than an incredible value — it's a genuine *bargain!*

For starters, it's built with the same attention to detail and concern for longevity that Jayco builds into all its fold-downs. It even has Jayco's famous, patented roof-lifter system, domed roof, and torsion-axle suspension!

Take a look at the specs on page eleven. They're proof positive that an affordable RV can be a fabulously livable RV ... if it's a Jayco Eagle Series!

ESPRIT SERIES™

This is it! The new trendsetter for the '90s! In the Esprit Series™, Jayco's designers have created a fold-down that's totally unlike any you've seen before!

It's styling is bold — with lines that sweep from top to bottom ... with a brilliant Aqualon® marine tent fabric in today's hottest colors ... with cool gray-laminate interior surfaces ... with smart upholstery in soft, muted pastels ... a smooth white exterior finish and automotive-style wheel covers.

Best of all, it too offers Jayco's famous roof-lifter system, solid, dependable construction, and a full complement of the most desirable camping amenities.

For the young and the young at heart, Jayco's Esprit Series is camping the way you want it! The specs on page eleven will tell you more.



▲ Eagle Series 10



▲ Eagle Series 10, Spruce Decor

▼ The Jayco Esprit Series



OPTIONS

With every Jayco fold-down, you get more of the standard features you want to simplify and liven up your campsite life. But, with 25 years of experience behind us, we at Jayco know you have some very special personal preferences, too. So we offer the options that'll satisfy 'em! All options are listed on page eleven. Here are the highlights:

- An awning — manufactured by Jayco exclusively for Jayco fold-downs — with a self-storing bag and spring-loaded poles that eliminate the need for extra support
- A canvas add-a-room that nearly doubles the living space of Jayco's largest fold-downs — and keeps it private (a zippered flap closes off the entrance door, interior roll-down shades cover the screened windows)
- A screen room that not only provides extra living space, but lets the fresh air in while keeping bugs out
- A boat rack that holds boats of up to 200 pounds
- A bike rack designed to hold one or two bicycles
- A roof-mounted cargo rack
- A bathroom (for select models) — featuring a shower with hot-and-cold faucets, dressing-area curtains, a cassette porta-potti, a holding tank, a hot water heater and demand water pump, and a 20-amp converter (not shown)



▲ Jayco's Exclusive Awning



▲ Canvas Add-a-Room



▲ Screen Room



▲ Boat Rack

▼ Bike Rack

▼ Cargo Rack



CONSTRUCTION


ALL JAYCO FOLD-DOWNS — DESIGNER SERIES, JAY SERIES, EAGLE SERIES, AND JAYCO ESPRIT — FEATURE THE SAME, EXCLUSIVE, PATENTED JAYCO ROOF-LIFTER SYSTEM.* It's fully enclosed above the floor, where it's protected from stones, dirt, tar, and the elements. It's also backed by Jayco's own Lifetime Limited Warranty to the original owner.** And it offers these superb features: **1**, No holes in floor for cable access, since cables are above floor (which means bugs and rodents have no access, either). **2**, Automatic brake on winch prevents roof from free-falling. You can stop cranking at any time and roof will remain at position where you stopped. An excellent safety feature. **3**, Strong, flexible push rods that push up lifter posts, which raise roof. There are no cables or pulleys in posts, so there's no possibility of cables snagging, tangling, or breaking to foul up system. Jayco's entire lifter system uses only about 45 feet of cable, as opposed to about 75 feet in most other brands.

4. INDEPENDENT TORSION-AXLE

SUSPENSION: Creates a smooth, safe, secure, and pleasurable ride. Puts less strain on the hitch and tow vehicle, too, which saves tow vehicle's frame, suspension, and running gear from excessive wear. **5**, Wide-track axle lends more stability — limits trailer "hop." **6**, Higher grade tires handle greater load capacities, last longer, and help smooth the ride.

CANVAS TENT: Heavy-duty, 10.10-ounce duck canvas (not shown) in Designer, Jay, and Eagle models, field-proven over years of use. More durable than synthetic fabrics, since it does not scuff. Also is highly flame-retardant and waterproof. One-piece construction eliminates need for zippers. Double-stitching makes for long life.

ROOF: **7**, Fully laminated and domed in all directions to add strength and allow proper water runoff. Is fully insulated.

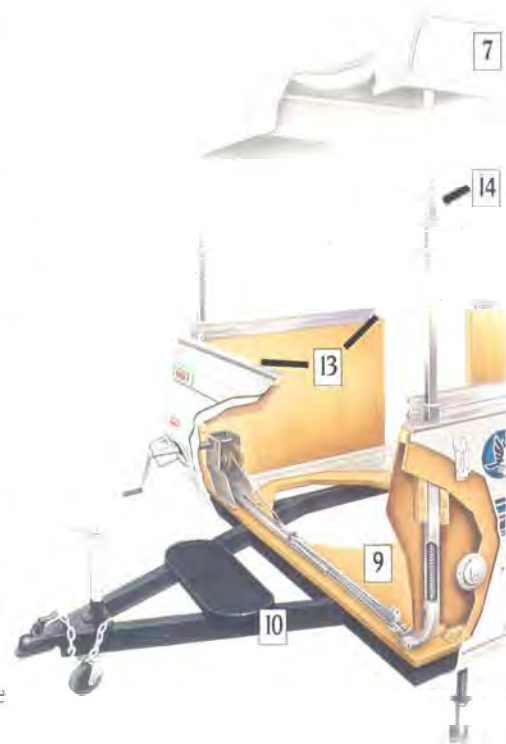


Accepts an air-conditioner without extra support. Comes with a five-year limited warranty. **

OTHER NOTABLE FEATURES: **8**, Laminated walls for superior strength. **9**, Weather-sealed plywood floors and end bunks. **10**, 4" C-channel frame with bracing in key areas. Floors and frames warranted for five years.** **11**, Bumper welded to frame for extra protection. **12**, Wheel wells of galvanized steel that won't rust or crack. **13**, Nylon roller system in bunk slides and end walls to help bunks pull out easily. **14**, Nylon bushings in roof-lifter posts for even smoother lifter system operation and less wear.

EXCLUSIVE DESIGNER SERIES FEATURES:

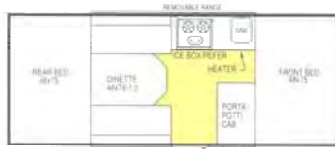
15, Smooth fiberglass exterior walls, vacuum-bond laminated to luan backers for added strength. **16**, Front and rear end caps of molded ABS — with integrated ABS bottle cover at front. **17**, Fully laminated roof with radius corners. **18**, ABS end caps on roof. **19**, Unique and stylish ground effects of molded ABS that run full-length. **20**, White-washed oak interior paneling. Not shown: Water tank mounted under floor to free up cabinet space and centered in unit to eliminate adverse effect on hitch weight.



DESIGNER SERIES CONSTRUCTION

*/** See your Jayco dealer for complete warranty details.

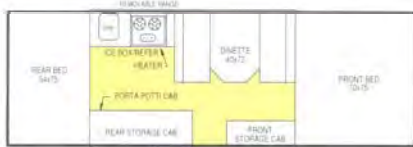
EAGLE SERIES



8'

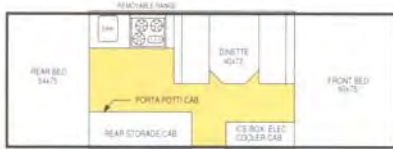


8' SD



10'

ESPRIT SERIES

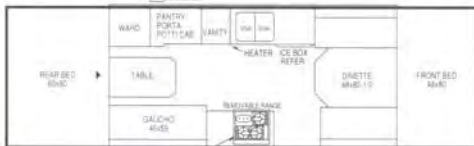


ESPRIT 10

DESIGNER SERIES



KING 6 SD

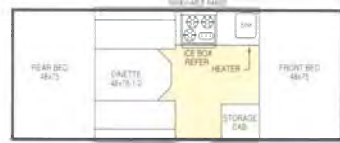


CARDINAL

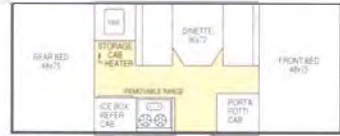


CARDINAL SD

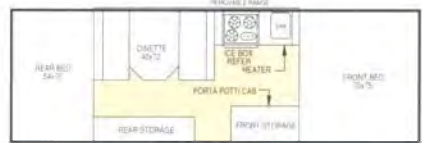
JAY SERIES



806



806 SD



1006



1008 SG

1206 KB



1206



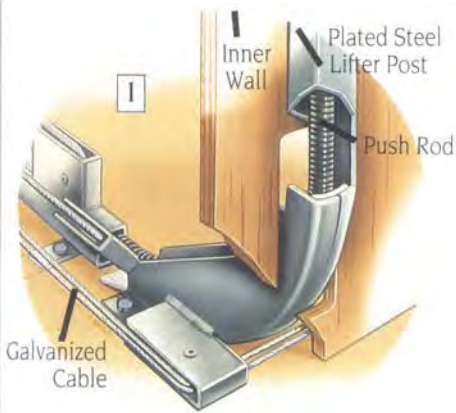
1208



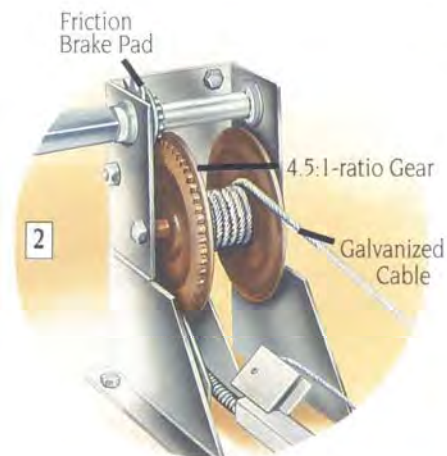
1406



JAY SERIES CONSTRUCTION



ENCLOSED LIFTER POST



ENCLOSED LIFTER-SYSTEM WINCH


1993 FOLD-DOWN SPECIFICATIONS

SPECIFICATIONS	DESIGNER SERIES			806	806 SD
	King & SD	Cardinal	Cardinal SD		
Travel length	17' 5"	19' 5"	19' 5"	12' 8"	12' 8"
Campsite length	22' 2"	24' 2"	24' 2"	17' 4"	17' 4"
Approximate travel height	57-3/4"	57-3/4"	57-3/4"	49-1/2"	49-1/2"
Interior campsite height	79"	79"	79"	77"	77"
Exterior width	85"	85"	85"	81"	81"
Approximate dry weight with standard equipment (lbs.)	1910	2175	2220	1125	1135
Approximate axle weight (lbs.)	1715	1975	1995	995	995
Cargo capacity (lbs.)	690	1175	1070	775	775
Approximate dry hitch weight (lbs.)	195	200	225	130	140
C-channel steel frame size	4"	4"	4"	3"	3"
EXTERIOR FEATURES					
Self-storing stabilizer jacks	4	4	4	2 (Opt 4)	2 (Opt 4)
Tire size	20 x 8.00 x 10	20 x 8.00 x 10	20 x 8.00 x 10	5.70x8	5.70x8
Designer wheel	S	S	S	N/A	N/A
Chrome center hubcap	S	S	S	N/A	N/A
Outside storage trunk	S	S	S	N/A	N/A
12-volt patio light	S	S	S	S	S
Back-up lights	S	S	S	N/A	N/A
25' power cord	S	S	S	S	S
Outside receptacle	S	S	S	S	S
Flush spare tire mount	N/A	N/A	N/A	S	S
Hydraulic surge brakes with breakaway chain	S	S	S	O	O
20# LP gas tank with regulator	S	S	S	S	S
Outside table bracket	S	S	S	S	S
Gas bottle cover	S	S	S	O	O
Permanently attached, zippered duck canvas (10.10 oz.)	S	S	S	S	S
Smoked side windows/screens	S	S	S	S	S
Fiberglass exterior	S	S	S	N/A	N/A
Aluminum exterior	N/A	N/A	N/A	S	S
GALLEY FEATURES					
Fresh water tank (gal.)	17	17	17	5	5
City water hook-up	S	S	S	S	S
Galley & porcelain sink	S	S	S	N/A	N/A
Galley & stainless steel sink	N/A	N/A	N/A	S	S
Removable range	S	S	S	S	S
Ice chest (lbs.)	75	75	N/A	35	35
LP gas/110V/12V electric refrigerator (1.7 cu. ft.)	O	O	S	O	N/A
Overhead cabinet	S	S	S	N/A	N/A
Wardrobe	S	S	S	N/A	N/A
12-volt electric system with converter (amps)	20	20	20	6	6
INTERIOR FEATURES					
Foam cushion & backs with zippers (thickness)	4"	4"	4"	4"	4"
Additional 1" Dacron® padding in cushions	S	S	S	N/A	N/A
12-volt interior light(s) (1#)	4	4	4	1	1
14" x 14" roof vent	S	S	S	S	S
Convenient adjustable mirror on entrance door	S	S	S	N/A	N/A
Positive drawer & door catches	S	S	S	S	S
Roller drawer & door catches	N/A	N/A	N/A	N/A	N/A
Window curtains	S	S	S	S	S
Bunk-end privacy curtains	S	S	S	S	S
OPTIONAL FEATURES					
Recirculating toilet	N/A	O	N/A	N/A	N/A
Portable toilet	O	O	O	O	O
Water repellent 7-oz. Evolution 3 tent fabric	O	O	O	O	O
34-qt. ice chest	N/A	N/A	N/A	N/A	N/A
12V portable cooler	N/A	N/A	N/A	N/A	N/A
LP gas/12V electric refrigerator (1.8 cu. ft.)	O	O	N/A	O	O
LP gas/110V/12V electric refrigerator (1.7 cu. ft.)	O	O	S	O	N/A
LP gas/110V/12V electric refrigerator (2.9 cu. ft.)	O	O	O	N/A	N/A
Awning	12'	14'	14'	8'	8'
10-gallon water tank	N/A	N/A	N/A	O	O
Extra table	O	N/A	O	N/A	N/A
Electric brakes	N/A	N/A	N/A	O	O
Plumbing Deluxe Package (includes water heater, demand water pump, hot & cold mixing faucet, 20-amp converter)	O	O	O	N/A	N/A
Bathroom (includes water heater, demand water pump, hot & cold mixing faucet, 20-amp converter, shower, cassette porta-potti, holding tank, shower curtain, dressing area curtain)	O	N/A	O	N/A	N/A
4-burner LP gas range with oven	N/A	O	N/A	N/A	N/A

S=Standard O/Opt=Optional N/A= Not Available

JAY SERIES						EAGLE SERIES			ESPRIT
1006	1008 SG	1206	1206 KB	1208	1406	8'	8' SD	10'	Esprit 10
14'8"	14'8"	16'10"	16'10"	16'10"	18'10"	12'8"	12'8"	14'8"	14'8"
21'6"	21'6"	22'2"	24'	24'	23'8"	17'4"	17'4"	21'6"	20'8"
51-1/2"	51-1/2"	55-3/4"	55-3/4"	55-3/4"	55-3/4"	47-1/4"	47-1/4"	49-1/4"	51-1/2"
77"	77"	77"	77"	77"	77"	77"	77"	77"	77"
81"	81"	85"	85"	85"	85"	81"	81"	81"	81"
1350	1320	1615	1615	1600	1970	1090	1100	1270	1270
1190	1160	1440	1440	1425	1770	975	975	1130	1130
800	825	765	765	780	1175	775	775	855	855
160	160	175	175	175	200	115	125	140	140
3"	3"	4"	4"	4"	4"	3"	3"	3"	3"
4	4	4	4	4	4	2	2	2	4
5.30x12	5.30x12	20x8.00x10	20x8.00x10	20x8.00x10	20x8.00x10	5.70x8	5.70x8	5.30x12	5.30x12
S	S	S	S	S	S	N/A	N/A	S	N/A
N/A	N/A	N/A	N/A	N/A	N/A	N/A	N/A	N/A	N/A
O	O	O	O	O	S	N/A	N/A	N/A	O
S	S	S	S	S	S	S	S	S	S
N/A	N/A	N/A	N/A	N/A	N/A	N/A	N/A	N/A	N/A
S	S	S	S	S	S	S	S	S	S
S	S	S	S	S	S	S	S	S	S
S	S	S	S	S	S	O	O	O	S
O	O	S	S	S	S	O	O	O	O
S	S	S	S	S	S	S	S	S	S
S	S	S	S	S	S	S	S	S	S
O	O	O	O	O	O	O	O	O	O
S	S	S	S	S	S	S	S	S	N/A
S	S	S	S	S	S	S	S	S	S
N/A	N/A	N/A	N/A	N/A	N/A	N/A	N/A	N/A	N/A
S	S	S	S	S	S	S	S	S	S
5	5	20	20	11	20	5	5	5	5
S	S	S	S	S	S	S	S	S	S
N/A	N/A	N/A	N/A	N/A	N/A	N/A	N/A	N/A	N/A
S	S	S	S	S	S	S	S	S	S
S	S	S	S	S	S	S	S	S	S
35	35	75	75	75	75	35	35	35	34 qt.
O	O	O	O	O	O	O	N/A	O	N/A
N/A	N/A	O	O	O	O	N/A	N/A	N/A	N/A
N/A	O	O	O	O	O	N/A	N/A	N/A	N/A
10	10	10	10	10	10	6	6	10	10
4"	4"	4"	4"	4"	4"	4"	4"	4"	4"
N/A	N/A	N/A	N/A	N/A	N/A	N/A	N/A	N/A	N/A
2	2	2	2	2	3	1	1	2	2
S	S	S	S	S	S	O	O	O	S
N/A	N/A	N/A	N/A	N/A	N/A	N/A	N/A	N/A	N/A
S	S	S	S	S	S	S	S	S	N/A
N/A	N/A	N/A	N/A	N/A	N/A	N/A	N/A	N/A	S
S	S	S	S	S	S	S	S	S	S
S	S	S	S	S	S	O	O	O	S
N/A	N/A	N/A	N/A	N/A	N/A	N/A	N/A	N/A	N/A
O	O	O	O	O	O	O	O	O	O
O	O	O	O	O	O	O	O	O	N/A
N/A	N/A	N/A	N/A	N/A	N/A	N/A	N/A	N/A	S
N/A	N/A	N/A	N/A	N/A	N/A	N/A	N/A	N/A	O
O	O	O	O	O	O	O	O	O	N/A
O	O	O	O	O	O	O	N/A	O	N/A
N/A	N/A	O	N/A	N/A	O	N/A	N/A	N/A	N/A
10'	10'	12'	12'	12'	14'	8'	8'	10'	10'
O	O	N/A	N/A	N/A	N/A	N/A	N/A	N/A	O
N/A	O	O	O	O	O	N/A	N/A	N/A	N/A
O	O	N/A	N/A	N/A	N/A	N/A	N/A	N/A	O
N/A	N/A	O	O	N/A	O	N/A	N/A	N/A	N/A
N/A	N/A	O	O	N/A	O	N/A	N/A	N/A	N/A
N/A	N/A	O	O	N/A	O	N/A	N/A	N/A	N/A
N/A	N/A	N/A	N/A	N/A	N/A	N/A	N/A	N/A	N/A

SETUP



Whether you own a Jay Series, a Designer Series, an Eagle Series, or a Jayco Esprit, the same fast and easy setup applies. You spend less time making camp; more time enjoying it!

1. Position the permanently installed stabilizing jacks, but don't level the camper until it's completely set up. The jacks swing into place easily.
2. Unlatch the roof. Then open the hatch at the front of the camper, insert the crank handle in the winch, and turn. As you do, the roof will rise almost effortlessly. The crank is positioned at a height that makes operation comfortable.
3. Unlike some fold-downs, there are no awkward outside arms to contend with. And a built-in brake mechanism eliminates the possibility of free-fall. That means you can stop cranking at any time and the roof will stay up.
4. Once the roof is up, pull out the end bunks and position the canvas. Rigid steel tracks with nylon

rollers make the end bunks slide easily into place. Insert the support bars under the end bunks to give them extra strength and stability.

5. Now go inside the camper and unfold the upper screen door from the ceiling.
6. Attach the upper door to the lower door with Jayco's simple, yet ingenious double hinge, and press the canvas into the groove around the door frame. This interlocking groove system holds the canvas in place much more securely than the Velcro™ fasteners used on some other fold-downs.
7. Swing the galley into place and insert the canvas support bars in the end bunks.
8. Then go outside and attach the canvas to the end bunks by means of the bungee cords (they compensate for inevitable canvas shrinkage over time). Stabilize the camper by adjusting the permanently installed stabilizing jacks. That's all there is to it! You're ready to enjoy great campsite living in no time!



We cordially invite you, as we do all Jayco owners, to join the Jayco Jay International Travel Club. Ask your dealer about the Jayco chapter, or "flight," as it's called, in your area. Or write Jayco directly.

LIFTER SYSTEM LIFETIME LIMITED WARRANTY
Jayco, Inc. warrants to the original purchaser of every Jayco fold-down camping trailer that the lifter system is free from substantial defects in materials and workmanship for the lifetime of the fold-down camping trailer. A copy of this limited warranty is available for inspection upon request from your Jayco dealer.

LIMITED WARRANTY
Jayco, Inc. warrants to the original purchaser of every Jayco fold-down camping trailer that the roof, floor, and frame are free from substantial defects in materials and workmanship for three (3) years on labor and five (5) years on parts from the date of purchase under normal use and service. Other components are warranted for twelve (12) months for parts and labor from the date of purchase. This warranty does not apply to any defect in the aesthetics or physical appearance of the unit, nor to normal deterioration of the soft trim and appearance items due to wear and exposure. A copy of this limited warranty is available for inspection upon request from your Jayco dealer. Separate manufacturer warranties cover various components used in Jayco products.

PLEASE NOTE:
All illustrations and specifications contained in this brochure are based on the latest product information available at the time of publication approval. Because Jayco continually seeks to improve its products, and also because of changes in the availability of various components, Jayco reserves the right to make changes at any time in prices, colors, materials, equipment, specifications, and models, and to discontinue models without notice or obligation. Components or parts may have been manufactured at times other than the model year indicated. Also, pictures of this brochure may show optional equipment available at extra cost. Recreation vehicles built for sale in Canada may differ somewhat from uniform U.S. Canadian codes. See your dealer for details.

For Further Information and Prices, See:



Jayco, Inc. • P.O. Box 460
Middlebury, IN 46540