




BAY BLUE **QHD-MAX**




TROPICAL RED **QHD-MAX**



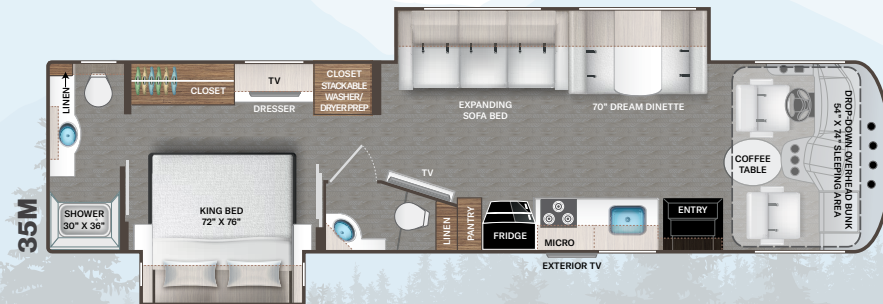
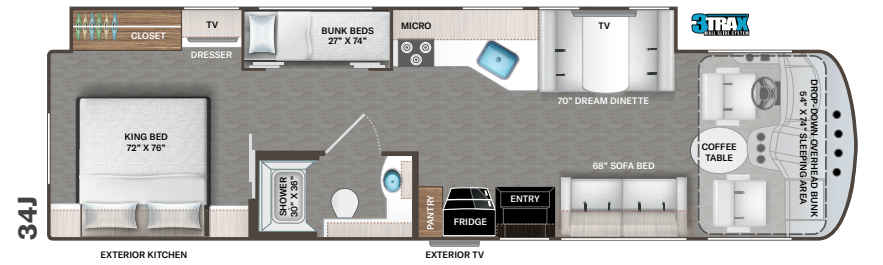
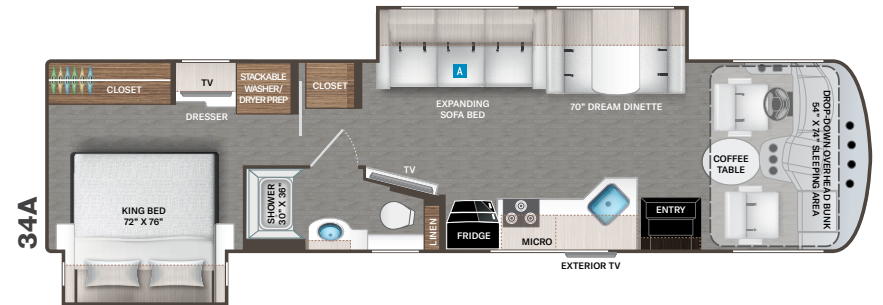
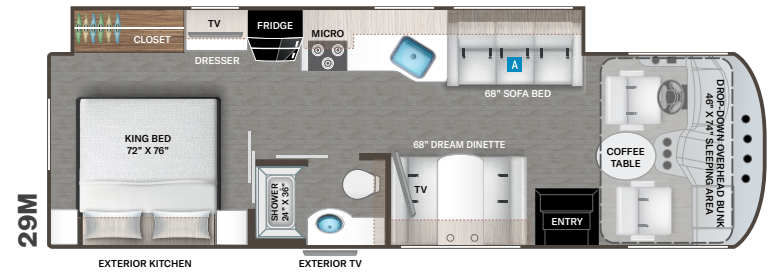
OCEAN TIDE II PARTIAL PAINT



SUNSET RED II PARTIAL PAINT



Option Available on Select Floor Plans:



WINDSPORT®

Featured Highlights

CONSTRUCTION & EXTERIOR

- Ford® F-53 Chassis - 7.3L V8 Engine, 350HP, 468 lb.-ft. Torque - TorqShift® 6-Speed Automatic Transmission with Overdrive
- One-Piece Fiberglass Front & Rear Caps
- One-Piece Windshield
- HD-MAX® Exterior with Graphics Package
- Rotocast Storage Compartments
- Side-Hinged Flush Mount Radius Compartment Doors
- Premium One-Piece Crossflex™ Roof
- Automatic Leveling Jacks with Touchpad Controls
- Power Patio Awning with Integrated LED Lighting
- Power Entry Door Awning (34R)
- Slideout Room Topper Awning(s)
- Pet-Link™ Multi-Purpose Tie-Down
- Electric Entry Step
- Basement Pass-Through Storage
- Roof Ladder
- Frameless Windows
- Exterior Kitchen with Refrigerator & Sink (29M & 34J)
- 8,000-lb. Trailer Hitch with 7-pin Round Connector

CONSTRUCTION & EXTERIOR OPTIONS

- HD-MAX® Exterior with Graphics Package and Partial Paint
- Frameless Dual Pane Windows

AUTOMOTIVE & COCKPIT

- 10" Touchscreen Dash Radio with Bluetooth®, Android Auto®, Apple CarPlay™ & SiriusXM® Ready
- Steering Wheel Audio and Camera Control
- Back-Up Monitor
- Heated/Remote Exterior Mirrors with Integrated Side View Cameras

- Reclining/Swivel Leatherette Captain's Chairs with Stow-Away Coffee Table
- Power Driver's Seat
- Emergency Engine Start Switch
- Generator Start Switch
- Cruise Control
- Tilt and Telescoping Steering Wheel
- Automatic Headlights
- Dash Fans
- Map Lights
- Fog Lights
- Conversation Mirrors in Front Overhead Cabinets
- Bird's Eye™ View Window
- Power Privacy Shade & Sunvisor at Windshield
- Privacy Curtain on Side Windows
- Dash Workstation with 110-volt & 12-volt Outlets
- 19.5" Tires with Stainless Steel Wheel Liners (29M)
- 22.5" Tires with Polished Aluminum Wheels (34A, 34J, 34R & 35M)
- Valve Stem Extenders on Rear Wheels
- Power Drop-Down Hide-Away Overhead Bunk with Cotton Cloud™ Mattress & Bunk Ladder

INTERIOR

- Rubber Tread Entry Steps with Lighted Step Well
- Residential Vinyl Flooring
- 84" Interior Ceiling Height
- LED Lighting
- Ceiling Ducted Air Conditioning System
- Flat Panel Cabinet Doors with Black Nickel Finish Hardware & Glass Inserts on Select Doors
- Dream Dinette® Booth with Cup Holders
- Dinette Storage Drawer (34A, 34J, 34R & 35M)
- Wireless Phone Charger with USB Plug on Dinette Table Top
- Single Child Safety Tether in Dinette

- Leatherette Sofa Bed
- Leatherette Theater Seats with Integrated Footrests (34R)
- Window Privacy Roller Shades
- Electric Fireplace with Remote Control (34A & 35M)

INTERIOR OPTIONS

- Leatherette Theater Seats with Integrated Footrests (29M & 34A)
- Luxury Collection Interior Décor and Cabinet Package

KITCHEN

- Double Door Refrigerator (29M)
- Residential Refrigerator (34A, 34J, 34R & 35M)
- 3-Burner Gas Cooktop/Oven with Bi-Fold Glass Cover
- 30" Over-the-Range Microwave Oven
- Decorative Glass & Tile Backsplash
- Solid Surface Countertops & Pressed Laminate Dinette Countertop
- Large Double Stainless Steel Bowl Sink with Single Handle Faucet & Pull-Down Sprayer
- Pantry (34A, 34J & 35M)
- 12-volt Attic Fan with Cover
- Kitchen Countertop LED Accent Lighting

BEDROOM & BATHROOM

- King Size Bed
- Designer Headboard, Bedspread & Pillow Shams
- Bunk Beds in Hallway Slideout (34J)
- Macerating System (N/A 34R)
- Foot Flush Porcelain Toilet (34R & 35M)
- Shower with Glass Door
- Showermiser® Hot Water Recycling System
- 110-volt Outlet on Inverter for CPAP Machine

BEDROOM & BATHROOM OPTIONS

- 12-volt Attic Fan with Cover in Bedroom (29M Only - N/A when Dual Roof Air Conditioners is Optioned)

ENTERTAINMENT

- 49" TV in Living Area (34R)
- 39" TV in Living Area
- 32" TV in Bedroom
- Blu-Ray Player in Living Area
- TV Prep in Bunk Beds (34J)
- Tablet Holder and USB Charge Ports in Bunk Beds (34J)
- Exterior 32" TV on Swivel Bracket with Bluetooth® Built-in Sound Bar and Radio
- USB Charging Ports - Bedroom & Living Area
- Speakers in Sofa Overhead
- HDMI Video Distribution
- Cable TV Ready
- Digital TV Antenna
- Satellite Mounting Backer in Roof
- Winegard® Connect™ 2.0 WiFi / 4G / TV Antenna

ELECTRICAL & PLUMBING

- Onan® RV QG 4000 Gas Generator & 30-amp Detachable Shoreline Power Cord with Single, High Output, Roof Air Conditioner (29M)
- Onan® RV QG 5500 Gas Generator & 50-amp Detachable Shoreline Power Cord, with Dual Roof Air Conditioners (34A, 34J, 34R & 35M)
- Automatic Transfer Switch with Power Protection
- Automatic Generator Start (AGS)
- Solar Prep - Includes Solar Controller
- Exterior LP Connection
- Second Auxiliary House Battery
- Battery Tray that Holds up to (4) Four Batteries (34A, 34J, 34R & 35M)

- Battery Disconnect Switch
- 1000-watt Inverter (29M)
- 1800-watt Inverter (34A, 34J, 34R & 35M)
- Rapid Camp+® Multiplex Wiring Control System with 7" Touchscreen
- Water Heater
- Water Heater Bypass System
- Enclosed & Heated Holding Tanks (34A, 34J, 34R & 35M)
- Enclosed Holding Tanks with Heat Pads (29M)
- 360° Siphon® RV Holding Tank Vent Cap
- Black Tank Flush System
- 1" Fresh Water Tank Drain
- Stackable Washer/Dryer Prep (34A, 34R, & 35M)
- Outside Shower

ELECTRICAL & PLUMBING OPTIONS

- Dual Roof Air Conditioners with 50-amp Detachable Shoreline Power Cord & Energy Management System - 12-volt Attic Fan is N/A when Optioned (29M)
- 100 Watt Solar Charging System with Power Controller

For a complete listing of available features, visit thormotorcoach.com/windSPORT.

Use your phone's camera to find out more information.

Just scan the code!



	29M	34A	34J	34R	35M
Chassis	Ford	Ford	Ford	Ford	Ford
Gross Vehicle (GVWR)	18,000	22,000	22,000	22,000	22,000
Gross Combined (GCWR)	23,000	26,000	26,000	26,000	26,000
Wheel Base	190"	242"	242"	242"	242"
Exterior Length (w/o ladder)	30'-11"	36'	35'-9"	36'	36'-11"
Exterior Height (w/AC)	12'-2"	12'-6"	12'-6"	12'-4"	12'-4"
Exterior Width (w/o mirrors)	99"	99"	99"	99"	99"
Interior Height (living area)	84"	84"	84"	84"	84"
Awning Size	18'	18'	18'	18'	18'
Fuel (gal)	80	80	80	80	80
LPG (lbs)	88	88	88	88	88
Fresh/Waste/Gray Water (gal)	50 / 40 / 40	50 / 40 / 40	50 / 40 / 40	50 / 40 / 40	50 / 40F - 39R / 40F - 39R
Furnace (BTUs)	35,000	35,000	35,000	35,000	35,000
Exterior Storage Capacity (cu. ft.)	69	140	107	136	117
Hitch Weight Rating (lbs)	8,000	8,000	8,000	8,000	8,000



IMPORTANT—PLEASE READ: This brochure reflects product design, fabrication, material, components and specifications at the date of printing, which date is disclosed below. Please visit us online at ThorMotorCoach.com or consult with your selling dealership for the latest in standards, options, specification and technical information. Photographs in the brochure may depict optional equipment or may only be available in certain floor plans. Components, appliances and the chassis may have been manufactured in a calendar year before the vehicle's designated model year. All capacities are approximate. The actual length of the vehicle may differ from that indicated in the brochure due to variances in the manufacturing processes and/or installed components. All dry weights are based on standard model features and do not include optional features or equipment. Component part and appliance manufacturers issue limited warranties covering portions of the vehicle not covered under the limited warranty we issue. Copyright Thor Motor Coach, Inc. © OH 10/01/2022

Made to fit.

P.O. Box 1486, Elkhart, IN 46515 Sales Department: 800.860.5658

thormotorcoach.com/windSPORT

