

SUPER LITE TRAVEL TRAILERS • SUPER LITE FIFTH WHEELS • BEST IN CLASS FIFTH WHEELS

**LAREDO**  
By Keystone

# LAREDO

*By Keystone*

**DSI**  
Annual RVDA DEALER  
SATISFACTION INDEX  
AWARD WINNER



SUPER LITE  
TRAVEL TRAILERS



SUPER LITE  
FIFTH WHEELS



LIFE-SIZE  
FIFTH WHEELS



## LIFE-SIZE FEATURES



# LAREDO

By Keystone



## SUPER LITE TRAVEL TRAILERS

Aerodynamically designed, feature-packed light weight travel trailer.

..... see page 3



## SUPER LITE FIFTH WHEELS

Aerodynamically designed, feature-packed light weight fifth wheel.

..... see page 6



## LIFE-SIZE FIFTH WHEELS

Aerodynamically designed, "best in class" easy to tow luxury fifth wheel.

..... see page 10

**MORE BEST IN CLASS FEATURES  
THAN THE COMPETITION**



**294RK SUPER LITE TRAVEL TRAILER**  
Shown in Sunset Decor





# SUPER-LITE TRAVEL TRAILERS



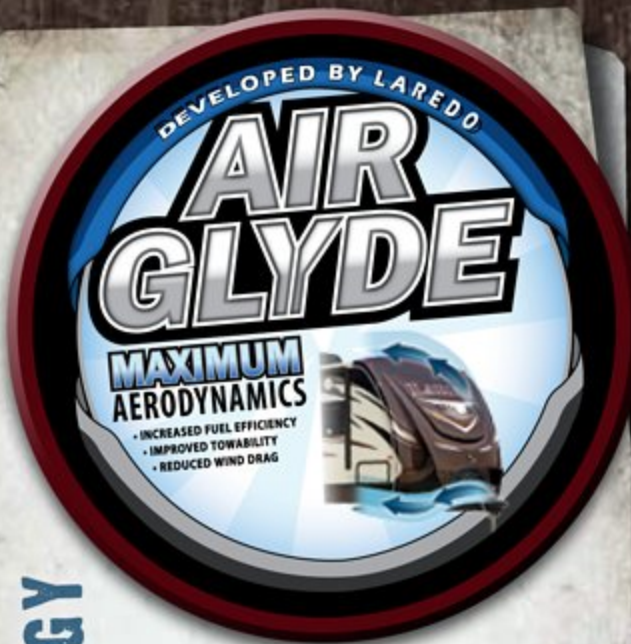
## INTERIOR FEATURES

- A. 39" LED HDTV
- B. Arched Roof Rafters
- C. Large Single Basin Sink
- D. Residential High Rise Faucet
- Residential 60" x 80" Queen Bed
- 50" Wide, 6' 7" Tall Shower
- Ready for Second Air Conditioner
- 50 amp service

## EXTERIOR FEATURES

- E. Outside Kitchen (some floorplans)
- Fiberglass Front Cap with Air Glyde Technology
- Power Tongue Jack
- Power Adjustable Awning
- Aluminum Wheels
- Cable Jack and 110V Outlet
- Black Tank Flush
- Water Works Utility Center





## AIR GLYDE TECHNOLOGY

Laredo front caps are designed to aggressively deflect wind from all angles (see FIGURE A). With a 20% more aerodynamic front cap, wind drag is reduced and fuel mileage is increased.



# CONSTRUCTION



- 1 Gel Coated Filon Exterior
- 2 Luan Layer
- 3 Hi-Density Block Foam Insulation
- 4 Interior Wallboard
- 5 Total Aluminum Frame
- 6 Residential Grade Carpet and Trekk Flooring
- 7 Carpet Padding

- 8 1st Layer Floor Decking
- 9 2nd Layer Floor Decking with Staggered Seams
- 10 Hi-Density Block Foam Insulation
- 11 Aluminum Floor Studs
- 12 3rd Layer Floor Decking
- 13 Moisture Barrier Wrap
- 14 Fiberglass Batten Insulation
- 15 Underbelly Heat Duct
- 16 PACO I-Beam Frame

- 17 One Piece Rubber Roof
- 18 Roof Decking
- 19 R-11 Insulation
- 20 5" Crowned / Stamped Roof Trusses
- 21 Sloped Slide Roof
- 22 Wiper Seals
- 23 Bulb Seal in T-Track
- 24 Air Glyde Front Cap w/LP Storage
- 25 EZ Lube Axles
- 26 Radial Tires
- 27 Radius Entry Steps





TRAVEL TRAILERS	240MK	274RB	291TG	294RK	299TG	303TG	314RE	320TG	322RL
SHIPPING WEIGHT	5292	6255	6629	6772	TBD	7473	TBD	TBD	TBD
CARRYING CAPACITY	1908	1545	1571	1728	TBD	1527	TBD	TBD	TBD
HITCH WEIGHT	590	720	905	880	TBD	905	TBD	TBD	TBD
EXTERIOR LENGTH	27' 7"	30' 8"	33' 3"	34' 8"	32' 10"	35' 8"	36' 0"	36' 0"	TBD
EXTERIOR WIDTH	8'	8'	8'	8'	8'	8'	8'	8'	TBD
EXT. HEIGHT - A/C TOP	10' 11"	11' 1"	11' 1"	11' 1"	11' 1"	11' 1"	11' 1"	11' 1"	TBD
FRESH WATER (GAL.)	43	43	43	43	43	43	43	43	TBD
WASTE WATER (GAL.)	30	34	30	30	30	30	34	34	TBD
GRAY WATER (GAL.)	30	68	30	60	30	30	68	68	TBD
LP CAPACITY (LBS.)	60	60	60	60	60	60	60	60	TBD



# LAREDO

By Keystone

D

B

C

A

6

278SRL SUPER LITE FIFTH WHEEL  
Shown in Sunset Decor







## SUPER-LITE FIFTH WHEELS



### INTERIOR FEATURES

- A. 8 CU. FT. Refrigerator
- B. 39" LED HDTV
- C. 12V DVD/CD/AM/FM/MP3 Player with Bluetooth
- D. Crown Molding
- E. 50" Wide, 6' 7" Tall Shower
- F. 60" x 80" Queen Size Mattress
- High Rise Faucet
- 50 amp service
- Arched roof rafters

### EXTERIOR FEATURES

- Water Works Utility Center
- Electric Awning
- Equa-Flex Suspension
- Heated Pass-Thru Storage
- Hitch Assist Mirror w/2 LED Lights
- Separate Battery Compartment
- Battery Disconnect



## SUPER-LITE FIFTH WHEELS



- 1 Gel Coated Filon Exterior
- 2 Luan Layer
- 3 Hi-Density Block Foam Insulation
- 4 Interior Wallboard
- 5 Total Aluminum Frame
- 6 Trekk Flooring
- 7 Carpet Padding
- 8 1st Layer Floor Decking

- 9 2nd Layer Floor Decking with Staggered Seams
- 10 Hi-Density Block Foam Insulation
- 11 Aluminum Floor Studs
- 12 3rd Layer Floor Decking
- 13 Moisture Barrier Wrap
- 14 Fiberglass Batten Insulation
- 15 Underbelly Heat Duct
- 16 PACO I-Beam Frame
- 17 One Piece Rubber Roof
- 18 Roof Decking
- 19 R-11 Insulation

- 20 5" Crowned / Stamped Roof Trusses
- 21 Sloped Slide Roof
- 22 Wiper Seals
- 23 Bulb Seal in T-Track
- 24 Max Turn Aerodynamic Front Cap
- 25 EZ Lube Axles
- 26 Equa-Flex Suspension System
- 27 Radial Tires
- 28 Radius Entry Steps





**270SRL**



**280SBH**



**293SBH**



**295SCK**



**278SRL**



**290SRE**

SL FIFTH WHEELS	270SRL	278SRL	280SBH	290SRE	293SBH	295SCK
SHIPPING WEIGHT	7565	TBD	7670	8015	8165	TBD
CARRYING CAPACITY	2435	TBD	2330	1985	1835	TBD
HITCH WEIGHT	1505	TBD	1510	1555	1650	TBD
EXTERIOR LENGTH	31' 3"	32' 6"	31' 3"	31' 7"	33'	TBD
EXTERIOR WIDTH	8'	8'	8'	8'	8'	TBD
EXT. HEIGHT - A/C TOP	12' 3"	12' 3"	12' 3"	12' 4"	12' 4"	TBD
FRESH WATER (GAL.)	43	43	43	43	43	TBD
WASTE WATER (GAL.)	30	34	30	30	30	TBD
GRAY WATER (GAL.)	60	68	60	30	60	TBD
LP CAPACITY (LBS.)	60	60	60	60	60	TBD




# LAREDO

By Keystone







## LIFE-SIZE FIFTH WHEELS



### INTERIOR FEATURES

- A. 39" LED HDTV
- B. Fireplace (select models)
- C. Solid Surface Countertops
- D. Huge 60" Fiberglass Shower (select models)
- E. King Size Mattress (select models)
- F. Flush Mount Stainless Steel Sink with High Rise Faucet
- Flooring with 2 Year Cold Crack Warranty and 7 Year Performance Warranty

### EXTERIOR FEATURES

- Fiberglass Front Cap with Max Turn Technology
- Power Adjustable Awning
- 50 AMP Service
- "Saddle" Style Pass-Thru Storage
- 10" Main Frame Rails
- Heated Storage Compartment
- Water Works Utility Center

C



# CONSTRUCTION

## WALL CONSTRUCTION (R-9)

1. Gel-coated fiberglass exterior
2. 1/8" Luan wood backer
3. Hi-density block foam insulation
4. Radius window corner blocks
5. 2" Welded aluminum sidewall studs
6. High-gloss front fiberglass cap
7. Metal backing strips

## ROOF CONSTRUCTION (R-28)


8. One-piece EPDM rubber roof with 12-year warranty
9. 3/8" Fully walkable roof decking
10. Fiberglass batten insulation - 2 layers
11. Heat reflective Astro foil insulation
12. 5" "Snow Load" roof trusses
13. Ceiling decking with vinyl protection
14. Vented attic

## FLOOR CONSTRUCTION (R-30)

15. Residential grade carpet with stain protection
16. Residential grade carpet padding
17. 5/8" Seamless wood floor decking
18. Trekk flooring
19. In-floor ducted heat
20. Darco wrap (main floor)
21. Astro foil insulation
22. Fiberglass batten insulation - 2 layers
23. One-piece, fluted polypropylene fully enclosed sub-floor
24. 3" floor joists on 16" centers
25. Therma Shield 37 holding tank enclosure

## TIRE & CHASSIS

26. 10" steel powder coated I-beam frame
27. EZ Lube axles
28. E-Z Flex Suspension



## COMFORT ZONE CLIMATE SYSTEM

- 35,000 BTU furnace
- R-28 roof insulation
- R-30 floor insulation
- Heated pass-thru storage
- Vented attic system

## EXPAND YOUR COMFORT ZONE

Laredo's exclusive Comfort Zone Climate System provides industry leading protection from extreme early and late season temperature variations. The 35,000 btu furnace, heated pass through storage area, and insulation values unmatched by our competition allow you to enjoy your Laredo a little longer each camping season.







**292RL**



**312RE**



**329RE**



**335TG**



**346RD**

FIFTH WHEELS	292RL	312RE	329RE	335TG	346RD
SHIPPING WEIGHT	9880	10285	10790	10600	10745
CARRYING CAPACITY	2620	2215	2210	2400	2255
HITCH WEIGHT	2115	2000	1985	2050	2215
EXTERIOR LENGTH	34' 11"	35' 5"	37' 2"	37' 8"	37' 8"
EXTERIOR WIDTH	8'	8'	8'	8'	8'
EXT. HEIGHT - A/C TOP	12' 7"	12' 7"	12' 7"	12' 7"	12' 7"
FRESH WATER (GAL.)	55	55	55	55	55
WASTE WATER (GAL.)	40	40	40	40	40
GRAY WATER (GAL.)	72	72	75	110	72
LP CAPACITY (LBS.)	60	60	60	60	60



# SUPER LITE

## TRAVEL TRAILERS & SUPER LITE FIFTH WHEELS

# FEATURES



Our heated and enclosed underbelly helps extend the camping season while also improving fuel mileage by reducing drag under the coach.



Aluminum alloy wheels offer light weight, durability, and look great traveling down the open road.



50 amp and wired/braced for 2nd A/C



The large single basin kitchen sink allows enough size and depth for washing pots & pans.



Residential 60 x 80 queen beds are a luxury not offered by most light weight towables.



The high rise faucet allows larger items to fit into the sink, plus adds a modern look and a touch of elegance to the kitchen.



Huge 50" shower really makes you feel at home.



39" LED HDTV that makes it easy to view from all angles



Tri-fold sleeper sofa



The vaulted ceiling adds 5" of interior height to the Laredo.



Solid surface countertops with matching sink covers are paired with a faucet with pullout sprayer.



Residential queen beds (60"X80"), and flush floor upper decks are a luxury not offered by most other mid-profile fifth wheels.



39" LCD HDTV that makes it easy to view from all angles



30" Wide entry door



No need to worry about running out of hot water with our 12 Gallon DSI hot water heater.



Huge 60" shower is a best in its class feature that really makes you feel at home.



Get 12 cu. ft. of cool food storage space without sacrificing all of the square footage in your kitchen.



50 AMP service, ready for second air conditioner



Heated pass-thru storage with wet storage bin. Easy to access with slam latches on doors and about 100 cu. ft. of pass-through storage (N/A on Super Lites).

# TEENY TINY FIFTH WHEELS



**LAREDO**  
By Keystone



## PURCHASING YOUR RV LOCALLY

It's up to you where you purchase your new Laredo, but may we suggest your local dealer? Not only does it help your local economy and provide jobs, but it will also give you an opportunity to develop a service relationship with someone that will come to know you and your coach. Congratulations on finding the best built, best equipped, best value in the industry, and happy travels!



AMARETTO



SUNSET



Go RVing  
Life's A Trip

www.keystonerv.com/Laredo

**LAREDO**  
By Keystone

## STANDARDS AND OPTIONS

### EXTERIOR

ThermaShield 37 holding tank enclosure			FW
Fully enclosed underbelly	TT	SF	FW
Heated, enclosed holding tanks & gate valves	TT	SF	FW
Oversized lighted pass-thru storage	TT	SF	FW
Roto-cast storage for wet or greasy items			FW
Exterior shower w/hot & cold water	TT	SF	FW
Folding entry assist handle	TT	SF	FW
Exterior marine grade speakers	TT	SF	FW
Rain gutters w/downspouts	TT	SF	FW
Rear ladder			FW
Triple entrance steps	TT	SF	FW
Electric front jacks w/adjustable snap pins		SF	FW
Aerodynamic front cap with Hitch Assist Mirror & 2 LED lights w/Max Turn Technology		SF	FW
Front cap with Air Glyde technology	TT		
Outside 110V outlet & TV connection	TT	SF	FW
Water works utility center	TT	SF	FW

### TIRES & CHASSIS

Powder-coated I-beam frame	TT	SF	FW
Tube style bumper w/sewer hose storage	TT	SF	FW
Electric slideout system w/manual override	TT	SF	FW
Adjustable extended hitch pin		SF	FW
Radial tires	TT	SF	FW
EZ lube axles	TT	SF	FW
10" electric brakes	TT	SF	FW
12" electric brakes			FW
Full-size spare tire	TT	SF	FW

### INTERIOR

#### Living Area

Dinette w/storage below	TT	SF	FW
6' 3" slide room height			FW
Ventilating windows on slideout end walls	TT	SF	FW
Overhead cabinets in slide rooms	TT	SF	FW
Residential grade carpet and padding	TT	SF	FW
Stain resistant fabrics	TT	SF	FW
Pleated shades	TT	SF	FW
Designer window treatments	TT	SF	FW
Raised panel mortise & tenon cabinet doors	TT	SF	FW
Entertainment center w/TV cabinet	TT	SF	FW

#### Kitchen

Residential-size overhead cabinets	TT	SF	FW
Dual sink covers			FW
Single basin sink with cover	TT	SF	
60/40 deep-bowl stainless steel sink			FW
High-rise faucet with pull-out sprayer	TT	SF	FW
Linoleum floor with cold crack warranty	TT	SF	FW
Ball bearing full extension drawer guides	TT	SF	FW

#### Bathroom

Oversized shower (select models)	TT	SF	FW
Tub surround w/shelves	TT	SF	FW
Foot pedal flush porcelain toilet	TT	SF	FW
Medicine cabinet	TT	SF	FW
Skylight over bath	TT	SF	FW
Power roof vent	TT	SF	FW

#### Bedroom

60" x 80" innerspring mattress	TT	SF	FW
Designer matching headboard	TT	SF	FW
Wardrobe storage	TT	SF	FW
TV hook-up	TT	SF	FW
Reading lights	TT	SF	FW

### APPLIANCES

12V AM/FM/CD/DVD home theater system with Bluetooth	TT	SF	FW
Double door refrigerator	TT	SF	FW
Microwave with carousel	TT	SF	FW
Range hood and light	TT	SF	FW
15,000 BTU ducted A/C	TT	SF	FW
High output range w/auto igniter	TT	SF	FW

### UTILITIES

2-30 lb. LP bottles w/auto changeover	TT	SF	FW
35,000 BTU high-output furnace w/auto ignition			FW
30,000 BTU high-output furnace w/auto ignition	TT	SF	
Water heater bypass kit	TT	SF	FW
Systems monitor panel	TT	SF	FW
Cable & satellite connections	TT	SF	FW

### SAFETY

Break away switch	TT	SF	FW
Tinted safety glass windows	TT	SF	FW
GFI receipts	TT	SF	FW
Carbon monoxide detector	TT	SF	FW
Smoke alarm	TT	SF	FW
Propane gas leak detector	TT	SF	FW
Fire extinguisher	TT	SF	FW

### LIFE-SIZE PACKAGE\*

12 cu ft refer (most floorplans)			FW
King Bed (292RL, 312RE, 346RD)			FW
LED Ceiling Lights	TT	SF	FW
Oversize Stainless Steel Sink (select floorplans)			FW
High-Arch pull down kitchen faucet	TT	SF	FW
60" Residential Shower (most floorplans)			FW
39" LED TV (most floorplans)	TT	SF	FW
8 cu ft refer	TT	SF	
6'3" Slide out height			FW
80" Residential Queen Mattress	TT	SF	FW
50 Amp Service	TT	SF	FW
Arched Ceiling	TT	SF	
50" Residential Shower (most floorplans)	TT	SF	
Aluminum Wheels	TT	SF	FW
Radial Tires	TT	SF	FW

### OPTIONS

Free Standing Dinette (N/A 240MK)	TT	SF	FW
15,000 BTU A/C (mandatory)	TT	SF	FW
2nd 13.5 BTU A/C in Bedroom	TT	SF	FW
Recliners (N/A 335TG)	TT	SF	FW
Dual Pane Windows			FW
Central Vacuum			FW
RVQ Grill (335TG only)			FW

\*Mandatory Package

TT = TRAVEL TRAILER    SF = SUPER LITE FIFTH WHEELS    FW = FIFTH WHEELS

YOUR LOCAL DEALER:

**Keystone RV Company**

www.keystonerv.com



2642 Hackberry Drive | PO BOX 2000  
Goshen, Indiana 46527-2000  
(574) 535-2100



Get the free app at  
http://gettag.mobi  
and scan this tag.

NOVEMBER 2013

Product information is as accurate as possible at the date of publication of this brochure. Features, floor plans, and specifications are subject to change without notice. Please also consult Keystone's web site at [www.keystonerv.com](http://www.keystonerv.com) for more current product information and specifications. Tow Vehicle Disclaimer: CAUTION: Owners of Keystone recreational vehicles are solely responsible for the selection and proper use of tow vehicles. All customers should consult with a motor vehicle manufacturer or their dealer concerning the purchase and use of suitable tow vehicles for Keystone products. Keystone disclaims any liability or damages suffered as a result of the selection, operation, use or misuse of a tow vehicle. KEYSTONE'S LIMITED WARRANTY DOES NOT COVER DAMAGE TO THE RECREATIONAL VEHICLE OR THE TOW VEHICLE AS A RESULT OF THE SELECTION, OPERATION, USE OR MISUSE OF THE TOW VEHICLE. 11/2013