



HURRICANE

HURRICANE



THOR
MOTOR COACH





34E / VIENNA GOLD DECOR / OLYMPIC CHERRY WOOD



BLOWN AWAY

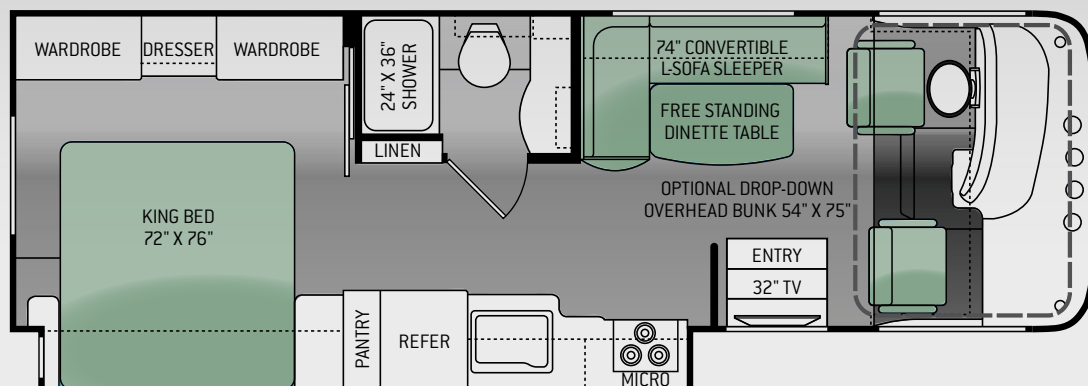
FIND YOUR PERFECT ESCAPE FROM THE STORM OF THE EVERY DAY. THE HURRICANE WILL LET YOU GET AWAY WITH ITS OUTSTANDING COMBINATION OF FUNCTIONALITY, BEAUTY AND AFFORDABILITY.



27K / MILANO BROWN DECOR / VINTAGE MAPLE WOOD

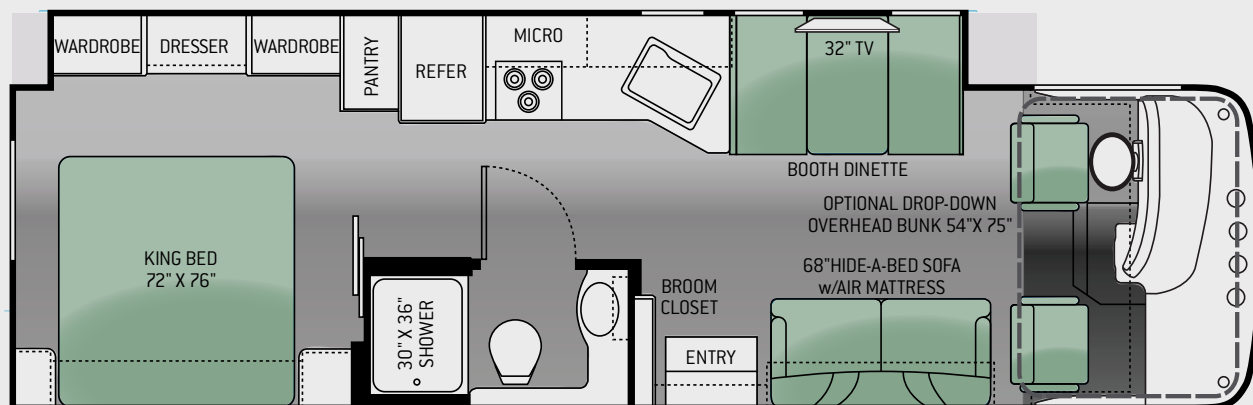
27K

Chassis	Ford
Gross Vehicle (GVWR)	18,000
Gross Combined (GCWR)	26,000
Wheel Base	178"
Exterior Length (w/o ladder)	28'-9"
Exterior Height (w/ AC)	11'-11"
Exterior Width (w/o mirrors)	99"
Interior Height	82"
Awning Size	16'
Fuel (gallons)	80
LPG (pounds)	88
Fresh Water (gallons)	50
Grey Water (gallons)	44
Waste Water (gallons)	29
Water Heater (gallons)	6
Furnace (BTUs)	34,000
Exterior Storage Capacity (cu. ft.)	80

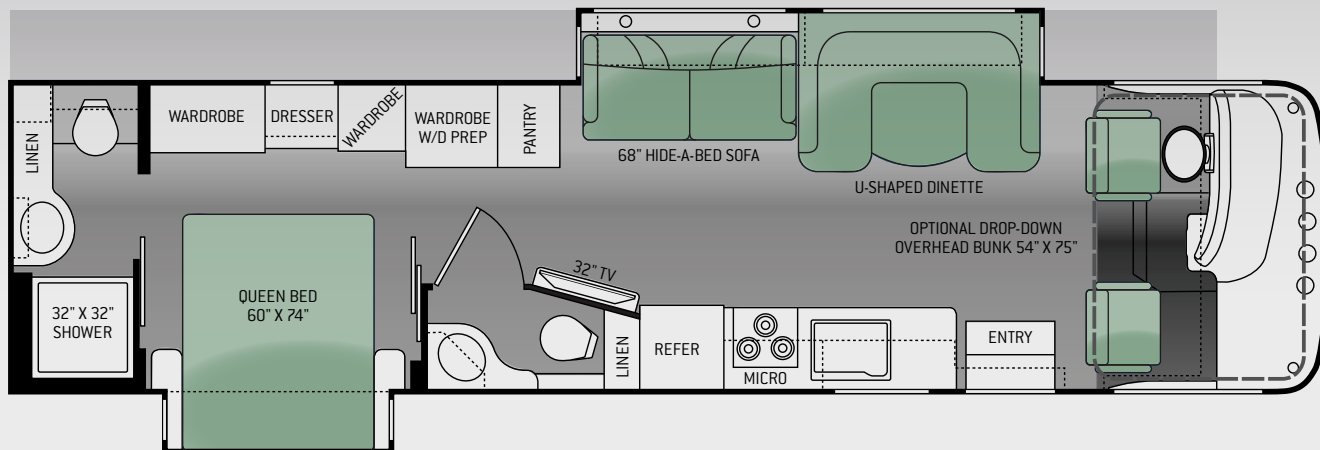


32N

Chassis	Ford
Gross Vehicle (GVWR)	18,000
Gross Combined (GCWR)	26,000
Wheel Base	208"
Exterior Length (w/o ladder)	33'
Exterior Height (w/ AC)	11'-11"
Exterior Width (w/o mirrors)	99"
Interior Height	82"
Awning Size	18'
Fuel (gallons)	80
LPG (pounds)	88
Fresh Water (gallons)	50
Grey Water (gallons)	44
Waste Water (gallons)	32
Water Heater (gallons)	6
Furnace (BTUs)	34,000
Exterior Storage Capacity (cu. ft.)	80.4

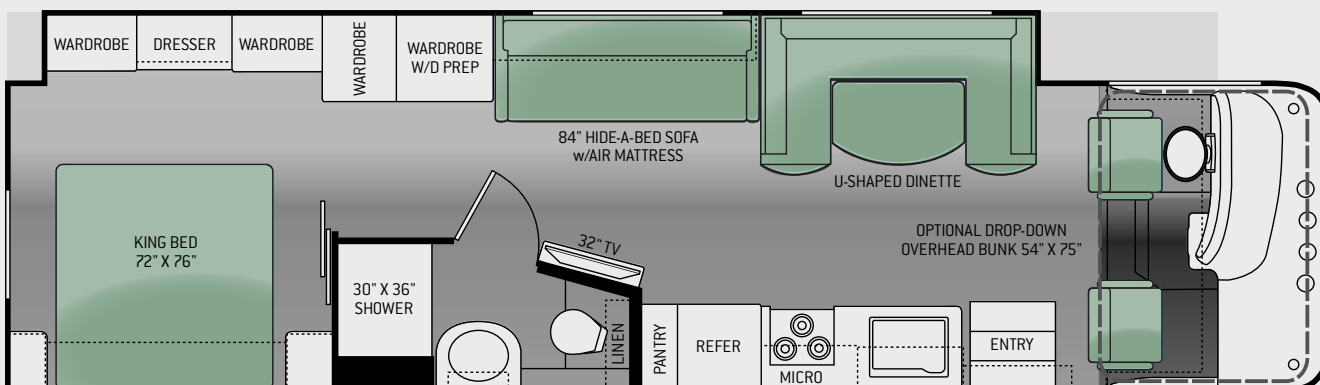


FLOORPLANS ARE WHAT GET PEOPLE EXCITED ABOUT MOTORHOMES. FINDING THAT PERFECT ARRANGEMENT TO FIT YOUR LIFESTYLE IS EASY TO DO WITH THE HURRICANE. WITH MORE WALL SLIDE FLOORPLANS THAN ANY OTHER COMPETITORS MODEL THESE WIDE OPEN SPACES ARE BOUND TO IMPRESS.



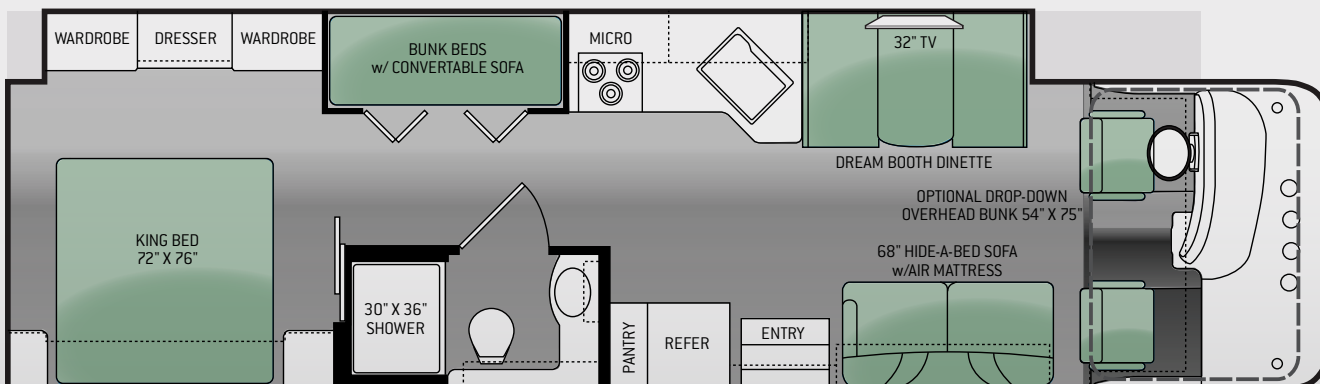
34E

Chassis	Ford
Gross Vehicle (GVWR)	22,000
Gross Combined (GCWR)	26,000
Wheel Base	228"
Exterior Length (w/o ladder)	35'-5"
Exterior Height (w/ AC)	11'-11"
Exterior Width (w/o mirrors)	99"
Interior Height	82"
Awning Size	16'
Fuel (gallons)	80
LPG (pounds)	88
Fresh Water (gallons)	50
Grey Water (gallons)	44
Waste Water (gallons)	32R/43F
Water Heater (gallons)	6
Furnace (BTUs)	34,000
Exterior Storage Capacity (cu. ft.)	56



34F

Chassis	Ford
Gross Vehicle (GVWR)	22,000
Gross Combined (GCWR)	26,000
Wheel Base	242"
Exterior Length (w/o ladder)	35'-10"
Exterior Height (w/ AC)	11'-11"
Exterior Width (w/o mirrors)	99"
Interior Height	82"
Awning Size	19'
Fuel (gallons)	80
LPG (pounds)	88
Fresh Water (gallons)	50
Grey Water (gallons)	43
Waste Water (gallons)	40
Water Heater (gallons)	6
Furnace (BTUs)	34,000
Exterior Storage Capacity (cu. ft.)	85.1



34J

Chassis	Ford
Gross Vehicle (GVWR)	22,000
Gross Combined (GCWR)	26,000
Wheel Base	242"
Exterior Length (w/o ladder)	35'-5"
Exterior Height (w/ AC)	11'-11"
Exterior Width (w/o mirrors)	99"
Interior Height	82"
Awning Size	19'
Fuel (gallons)	80
LPG (pounds)	88
Fresh Water (gallons)	50
Grey Water (gallons)	43
Waste Water (gallons)	43
Water Heater (gallons)	6
Furnace (BTUs)	34,000
Exterior Storage Capacity (cu. ft.)	109


EXTERIOR GRAPHIC CHOICES




CANYON PEBBLE




REGATTA



CARBON HD-MAX™




LACQUER HD-MAX™




ROOF

- A One-piece exterior TPO membrane
- B Lauan panels
- C Aluminum structure with bowed framing
- D Block foam insulation
- E Interior décor panel with reflective vinyl covering



FLOOR

- A Residential vinyl flooring or carpet
- B OSB structure wood base
- C Structural steel framing
- D Block foam insulation
- E Lauan with woven plastic exterior finish



SIDEWALLS

- A High-gloss or gel-coat fiberglass
- B Lauan panels
- C Aluminum structure with framing at all opening
- D Block Foam insulation
- E Interior panel with designer wall covering

All roof, wall and floor structures are vacuum bond laminated. This process ensures constant and consistent glue coverage over all layers of the structure. This time sensitive process is necessary to provide stronger and more secure motorhomes with increased longevity.

INTERIOR DECOR


Luxurious fabrics are blended together to create an exquisite color combination. The patterns and designs work together to provide a comfortable and relaxing interior setting.



MILANO BROWN



OYSTER BAY



VIENNA GOLD

WOOD CHOICES

Stunning, handcrafted wood cabinet doors are made with quality craftsmanship and care.



OLYMPIC CHERRY



VINTAGE MAPLE



IT STARTS WITH A SOLID FOUNDATION



A TRITON V-10 ENGINE

An engine with a proven track record and low-hassle maintenance history. Extremely smooth running with a commanding 362-HP/457 ft lbs of torque.

B POWER 4-WHEEL DISC ANTI-LOCK BRAKES

Maintains brake balance in heavy use and varying road conditions. Reduces wheel lock up & helps maintain superior steering control.

C BILSTEIN SHOCKS

Long lasting, rugged shocks provide greater stability, with better road handling.

D TORQSHIFT 5 SPEED AUTOMATIC TRANSMISSION

Provides crisp, firm and quick shifting without sacrificing driver comfort.

E LIMITED WARRANTY

The Ford Motorhome Chassis has a Bumper-to-Bumper limited warranty for 3 years or 36,000 miles and a Powertrain limited warranty for 5 years or 60,000 miles, whichever occurs first.

STANDARD FEATURES & OPTIONS

CONSTRUCTION & EXTERIOR

- Ford Chassis - 6.8L Triton V-10 Engine with 5 Speed TorqueShift® Automatic Transmission with Overdrive
- One-Piece Fiberglass Front & Rear Caps
- Slick Fiberglass Exterior Sidewalls
- HD-Max™ Exterior with Graphics Package
- Seamless Roto-Cast Storage Compartments
- Side Hinged Flush Mount Radius Luggage Doors (In Select Areas)
- Electric Patio Awning
- Roof Ladder
- Rubber Tread Entry Steps
- Automatic Electric Entry Step
- Outside Shower
- Automatic Leveling Jacks with Touch Pad Controls
- Birdseye Window

CONSTRUCTION & EXTERIOR OPTIONS

- Full Body Paint Package
- Dual Pane Windows

AUTOMOTIVE & COCKPIT

- Touchscreen Dash Radio with CD Player & Back-up Monitor
- Generator Start Switch

- Reclining/Swivel Leatherette Captain's Chairs
- Stow-Away Table Between Captain's Chairs
- Heated/Remote Exterior Mirrors with Integrated Side View Cameras
- Fog Lights
- 19.5" Tires with Stainless Steel Wheel Liners
- 5,000 lbs Trailer Hitch with 7-way Connector

AUTOMOTIVE & COCKPIT OPTIONS

- Six-Way Power Driver Seat
- Valve Stem Extenders on Rear Tires

INTERIOR

- Residential Linoleum Throughout
- Metal Entry Grab Handle
- 13,500 BTU Front Roof Air Conditioner
- 13,500 BTU Rear Roof Air Conditioner (N/A 27K)
- Olympic Cherry or Vintage Maple Cabinetry
- Hardware with Oil Rubbed Bronze Finish
- Rapid Camp Remote System*

- Leatherette Convertible L-Shaped Sofa with Free Standing Dinette Table (27K Only)
- Leatherette U-Shaped Dinette (34E & 34F)
- Leatherette Hide-a-Bed Sofa with Air Mattress (N/A 27K)
- Booth Dinette with Built-in Cup Holders (32N & 34J)
- Night Shades

INTERIOR OPTIONS

- 15,000 BTU Front Roof Air Conditioner - IPO 13,500 BTU Front Roof Air Conditioner (27K Only)
- Electric Drop Down Overhead Bunk

KITCHEN

- Double-Door Refrigerator
- 3-Burner High-Output Gas Cooktop with Oven
- 30" Over-the-Range Microwave Oven
- Laminate Countertops
- Large Double Bowl Sink with Double Handle Kitchen Faucet
- Roll-out/Flip-up Countertop Extension (34E)

- Pantry
- Full Extension Metal Drawer Guides

KITCHEN OPTIONS

- Solid Surface Kitchen Countertops
- 12-volt Attic Fan

ENTERTAINMENT

- 32" Television in Living Room
- 1- 13" & 1- 22 Televisions with DVD Player in Bunk Beds (34J Only)
- Cable Television Prep
- HD/DSS Satellite Prep

ENTERTAINMENT OPTIONS

- 24" Television in Bedroom
- Exterior 32" Television
- Outside Kitchen - Includes: 2.5 cuft Refrigerator, Sink, Portable Gas Grill & 550 - watt Inverter (32N, 34F & 34J)

BEDROOM & BATHROOM

- Queen Size Denver Mattress Weekender (34E)

- King Size Denver Mattress Weekender (N/A 34E)
- Bedspread & Pillow Shams
- Bunk Beds in Hallway Slideout (34J Only)
- Foot Flush Porcelain Toilet
- Power Vent
- Shower with Glass Door

ELECTRICAL & PLUMBING

- Onan RV QG 4000 Gas Generator (27K)
- Onan RV QG 5500 Gas Generator with Dual Auxiliary Batteries (N/A 27K)
- Battery Disconnect Switch
- 30-amp Service with Marine Type Detachable Power Cord (27K)
- 50-amp Service with Marine Type Detachable Power Cord (N/A 27K)
- 6-gallon Gas/Electric Water Heater
- Water Heater Bypass System
- Washer/Dryer Prep (34E & 34F Only)

ELECTRICAL & PLUMBING OPTIONS

- Holding Tanks with Heat Pads (N/A 27K)
- Second Auxiliary Battery (27K only)

*Standard on units built after 12/1/2013



P.O. BOX 1486 • ELKHART, IN 46515 • CUSTOMER SERVICE: 800-860-3812 • SALES DEPARTMENT: 800-860-5658 • HURRICANE-RV.COM

COPYRIGHT THOR MOTOR COACH, INC. © 2013

