

SUNSET T R A I L

SUPER LITE



SINGLE AXLE



CROSSROADS™
Recreational Vehicles

SINGLE AXLE:

- Light Weight for Easy Towing & Fully Equipped
- Murphy Bed: Queen 60"x80"
- 4,400 lb Axles with 16" Wheels
- Full Bath and Shower
- 10 ft³ 12V Refer or 8 ft³ Gas/Electric
- Extreme Weather Package
- TV with Soundbar
- Hyperdeck Water Resistant Floor
- Battery Disconnect "Giggy Box"



Murphy Bed

TRAIL SERIES 7.5:

- Rugged Build: Ready for Off Road Excursions!
- 15" Aluminum Wheels - "All Terrain Tires"
- 2" Receiver on Back - Great for Bike Racks or Generator Storage
- Maxx Air Covers on Roof
- Integrated Front Windshield
- Extreme Weather Package w/ Heated Tank Pads
- Solid Surface Kitchen Counter Tops
- TV with Soundbar



20SS Kitchen

SUPER LITE:

- Offering Models 21' to 34' All Inclusive
- Molded Fiberglass Front Cap
- 30" Entry Door and Secure Stance Step
- Power Tongue and Stabilizer Jacks
- Solid Surface Kitchen Countertops
- Barrelled Ceilings & Walk On Roof w/ Ladder
- TV with Sound Bar
- Tri-Fold Sofa
- Extreme Weather Package w/ Heated Tank Pads
- Blade A/C - 20% More Air Flow



285CK Interior

STANDARDS & OPTIONS

STANDARD EXTERIOR

- 5 Sided Aluminum Structure
- Secure Stance Step
- Aluminum Wheels
- Black Tank Flush
- On Demand Gas Water Heater
- Tinted Windows
- Outside Speakers
- 13,500 BTU Ducted Air Conditioner
- Electric Awning w/ LED Strip
- Docking Station w/ Battery Disconnect (N/A - Single Axles)
- Swing-out Grab Handle
- Dexter EZ Lube Axles - 5 Year Warranty
- Nitrogen Filled Radial Tires
- Winegard 360+ w/ Wifi Prep
- 30" Friction Hinge Entry Door w/ Motion Sensor Light
- Front Diamond Plate - Rock Guard
- 20# LP Bottles
- Backup Camera Prep
- Spare Tire
- Detachable Power Cord (30 Amp)
- Pass-through Storage Area w/ Motion LED & Slam Latch Doors
- Fiberglass Front Cap (N/A Single Axle & Trail Series)
- Solar Prep - Roof & Side
- 5 Point Electric Stabilizer Jacks (N/A Single Axle & Trail Series)
- Outside Kitchen w/ Capitol Grill (VBM)
- Outside Water Port
- Walkable Roof
- Key TV
- Super Flex: Alpha Roof - Lifetime Warranty
- Giggy Box - 12 Volt Protection Box

STANDARD INTERIOR

- Gas Oven w/ Glass Top Range Cover (Super Lite & Trail Series)
- Stainless Steel Farmhouse Sink w/ Cover - Single Bowl
- Solid Surface Countertops in Kitchen (N/A 185, 186, 188)
- 10 FT³ Refer or (Optional 8 FT³ Gas/Electric)
- Pocket Doors Separating Bedroom (VBM)
- Skylight In Shower
- Detector for Smoke, Carbon Monoxide, and LP Gas
- Fire Extinguisher
- LED Interior Lights/Exterior Lights

- Porcelain Toilets
- USB Ports: Bedroom, Main Area, and Bunks
- Connex Entertainment TV w/ Soundbar
- Decorative Bedspread
- Tri-Fold Sleeper Sofa
- King Bed (N/A on 20SS, 24BH, 186BH, 188BH, 185RK)
- Windshield in Front Cap (222RB, 256RK, 269FK, 285CK)
- Triple Theater Seats (212RB & 222RB)
- Bed Base with Shoe Storage & Pet Station
- Fireplace (242BH, 258RD, 269FK, 299QB, 285CK, 309RK, 330SI, 331BH)
- XL Jumbo Booth w/ Panoramic Landscape Window
- Dream Dinette
- Drawers Below Booth
- Flush Floor - Main Slide: Boat Flooring
- Heated Tank Pads: On - 45° Off - 67° (N/A on Single Axle)
- Roller Shades
- Extreme Weather Package
 - Maximum Insulation w/ Reflective Foil
 - 30,000 BTU Furnace (Super Lite)
 - 2" Heat Duct in Enclosed Underbelly
- Blade™ Air System
 - 20% More Airflow
 - Re-engineered Components of A/C
- HyperDeck™ Flooring
 - Water Resistant
 - Fiberglass Reinforced
 - Polypropylene Layers

OPTIONS

- 8 FT³ Gas/Electric Refer
- Free Standing Table w/ 4 Chairs (Replaces Dinette Booth)
- Theater Seats IPO Tri-Fold Sofa
- 15,000 BTU Main A/C
- 50 Amp Service w/ 2nd A/C Prep
- 2nd A/C 13,500 Non-Ducted (Bedroom)
- Solar Freedom 2: 2 - 200W Panels, 2000W Inverter, Digital Controller, & BT

● **SP - Sunset Package**

*VBM - Varies by Model

(NOTE: Single Axle 185RK, 186BH & 188BH standard features vary from list above)

Features





SS-20SS



SS-24BH

SINGLE AXLE



SS-185RK



SS-186BH



SS-188BH



SS-212RB

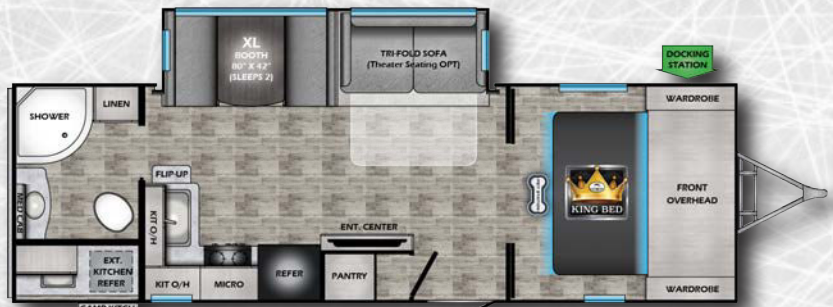
Floorplans



SS-222RB



SS-242BH



SS-253RB

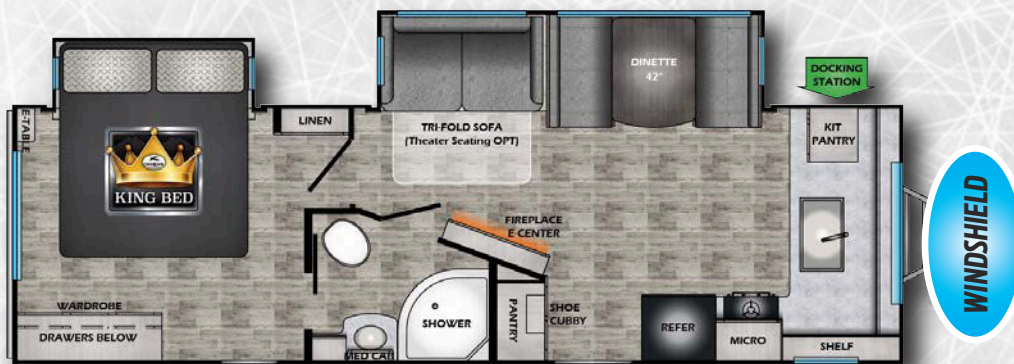


SS-256RK





SS-258RD



SS-269FK



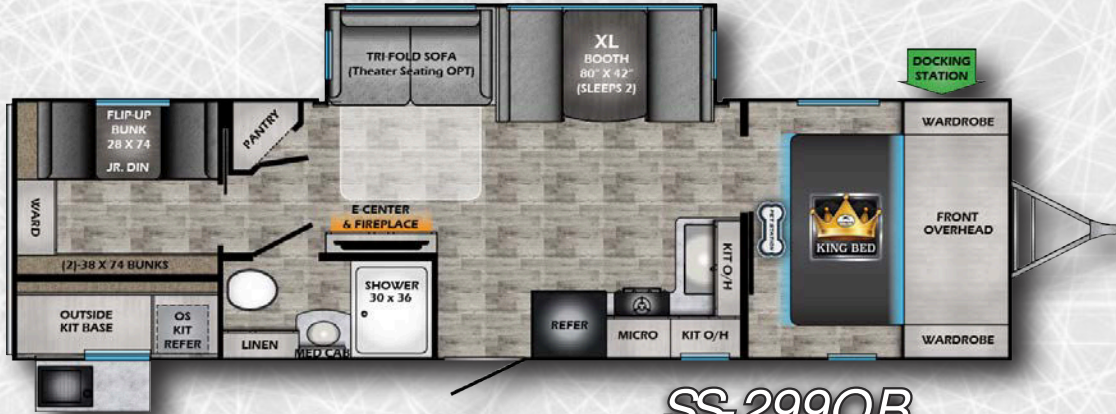
SS-272BH



SS-285CK



Features



BUNK ROOM SLEEPS (5)

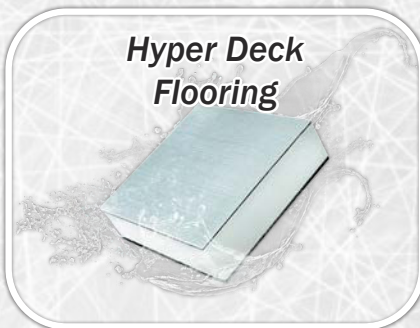


DECORS




| MODEL | 20SS | 24BH | 185RK | 186BH | 188BH | 212RB | 222RB | 242BH | 253RB |
|-------------------|--------|--------|--------|--------|--------|---------|---------|---------|---------|
| DRY WEIGHT | 4310 | 4988 | 3864 | 3710 | 3900 | 4889 | 5213 | 5231 | 5531 |
| HITCH | 470 | 668 | 400 | 390 | 418 | 518 | 524 | 646 | 554 |
| LENGTH | 22' 2" | 27' 0" | 22' 6" | 22' 6" | 22' 6" | 25' 11" | 26' 11" | 28' 11" | 29' 11" |
| EXT. HEIGHT + A/C | 10' 4" | 10' 4" | 10' 4" | 10' 4" | 10' 4" | 11' 1" | 11' 1" | 11' 1" | 11' 1" |
| FRESH WATER | 40 Gal | 46 Gal | 46 Gal | 46 Gal | 46 Gal | 46 Gal | 46 Gal | 46 Gal | 54 Gal |
| BLACK WATER | 30 Gal | 30 Gal | 30 Gal | 30 Gal | 30 Gal | 30 Gal | 30 Gal | 30 Gal | 30 Gal |
| GRAY WATER | 30 Gal | 30 Gal | 30 Gal | 30 Gal | 30 Gal | 30 Gal | 30 Gal | 30 Gal | 30 Gal |

| MODEL | 256RK | 258RD | 269FK | 272BH | 285CK | 299QB | 309RK | 330SI | 331BH |
|-------------------|---------|---------|---------|--------|--------|---------|---------|--------|--------|
| DRY WEIGHT | 5618 | 5636 | 5974 | 5758 | 6588 | 6230 | 6880 | 7668 | 7671 |
| HITCH | 668 | 774 | 826 | 722 | 738 | 838 | 770 | 914 | 936 |
| LENGTH | 29' 11" | 29' 11" | 30' 11" | 31' 5" | 32' 5" | 33' 11" | 34' 11" | 37' 0" | 37' 6" |
| EXT. HEIGHT + A/C | 11' 1" | 11' 1" | 11' 1" | 11' 1" | 11' 2" | 11' 2" | 11' 2" | 11' 3" | 11' 2" |
| FRESH WATER | 54 Gal | 54 Gal | 54 Gal | 54 Gal | 54 Gal | 54 Gal | 54 Gal | 54 Gal | 54 Gal |
| BLACK WATER | 30 Gal | 30 Gal | 30 Gal | 30 Gal | 30 Gal | 30 Gal | 30 Gal | 30 Gal | 60 Gal |
| GRAY WATER | 60 Gal | 30 Gal | 60 Gal | 30 Gal | 60 Gal | 60 Gal | 60 Gal | 60 Gal | 60 Gal |



SCAN ME FOR MORE INFO!



SCAN ME FOR MORE INFO!



SCAN ME FOR MORE INFO!



www.crossroadsrv.com • 1140 W. Lake St Topeka, IN 46571 • (260) 593 - 3850

DISCLAIMER: Product information is as accurate as possible as of the date of publication of this brochure. All features, floor plans, and specifications in this brochure are subject to change without notice. Please also consult CrossRoads' web site at www.crossroadsrv.com for more current product information and specifications. Tow Vehicle Disclaimer. CAUTION: Owners of CrossRoads recreational vehicles are solely responsible for the selection and proper use of tow vehicles. All customers should consult with a motor vehicle manufacturer or their dealer concerning the purchase and use of suitable tow vehicles for CrossRoads products. CrossRoads disclaims any liability or damages suffered as a result of the selection, operation, use or misuse of a tow vehicle. CROSSROADS' LIMITED WARRANTY DOES NOT COVER DAMAGE TO THE RECREATIONAL VEHICLE OR THE TOW VEHICLE AS A RESULT OF THE SELECTION, OPERATION, USE OR MISUSE OF THE TOW VEHICLE. REFERENCE CROSSROADS RV COMPANY OWNERS MANUAL FOR LIMITED WARRANTY DETAILS. *Length is defined as the distance from the centerline of hitch pin/coupler to rear bumper of trailer.