

# MOMENTUM™

BY GRAND DESIGN RV



**GRAND DESIGN**  
RECREATIONAL VEHICLES





# A PERFECT STORM OF LUXURY AND FUNCTIONALITY



ALL IN ONE  
EXT. UTILITY CENTER



LED LIGHTING  
INTERNAL & EXTERNAL

**keyed alike**  
One key works all your locks!



METAL WRAPPED WHEEL WELLS

POCKET DOORS TO BATHROOM

AND MANY MORE!

## EXCLUSIVE! SUPERCHASSIS

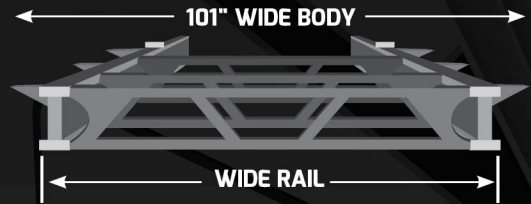
**101" Wide Body Chassis** - A full 5" wider than many coaches in its class, the widebody chassis allows for more livable floor space with deeper sliderooms, wider sofas in rear lounge models, and space saving sliding pocket doors into the bathrooms...all at a shorter towing length.

**Wide Rail Design** - Heavy duty I-beam main rails are placed further outward on the chassis. This wider rail placement provides a more stable jack stance, and allows for the slideroom gearpacks to be enclosed inside the frame rails (rather than outside).

**No Wheel Wells** - A true toy hauler with no wheel wells to maximize cargo option. Not to mention more floor space for camping.

**Dovetail Entry** - Dovetails ensure you have a longer ramp and softer angle for loading your toys.

### NOW WITH REINFORCED AXLE HANGERS!



G-CLASS TT 10-12" Straight Rail  
M-CLASS & G-CLASS FW 12" Straight Rail (Not 10" like many competitors)  
TH MODELS 12" Main Rail / 10" Drop Rail (Not 8" like many competitors)



## EXTENDED SEASON PROTECTION PACKAGE

### MAXIMUM HEATING POWER

A high performance furnace delivers 30,000 BTU's or more of heating power.†

### MAXIMUM FUNCTION

- Heated Holding Tanks and Enclosed Low Point Drains
- Heated Utility Center & Storage Bay
- Dual Attic Vents
- Enclosed Gate Valves
- Thermostatically Controlled 12V Tank Heaters

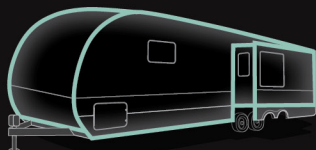
† (Model Specific)

## No SECURE



You can now leave your campground with the peace of mind knowing that your side by side or ATV is securely fastened to your RV.

## QUADSEAL



4 protective layers (mylar tape, 2-layers of PVC foam, and a final silicone cap seal) line the perimeter of the coach for ultimate protection from the elements.


## RAISING THE BAR IN CUSTOMER SERVICE & WARRANTY



Every Grand Design RV is backed with a class leading 3-year limited structural warranty. By selecting suppliers with similar philosophies, many components used on our coaches also carry an extended warranty through the component manufacturer.

- ▶ **FLOOR DECKING** (25 Years)
- ▶ **AXLES** (5 Years)
- ▶ **TIRE WARRANTY** (5 Years w/12 Month no questions asked replacement for manufacturer defects)
- ▶ **EXTERIOR GRAPHICS** (5 Years)
- ▶ **CHASSIS** (3 Years)
- ▶ **ROOF COVERING** (Limited Lifetime)


# M.A.V. CONSTRUCTED TO A SUPERIOR STANDARD



## THERMAL ROOF DESIGN

**R-40\***

Fiberglass insulation and a layer of radiant foil insulation cover the entire layout of the roof. Grand Design goes further by extending both insulation layers the full length of the roof and around to the bottom of the front cap and pinbox area.



## RESIDENTIAL INSULATED WALLS

**R-9\***

Exterior walls and sliderooms are framed with studs set 16" on center, residential fiberglass insulation is adhered in place between each stud.



## DOUBLE INSULATED MAIN FLOOR

**R-25\***

The underbelly is lined with a radiant foil insulation barrier (Layer 1). The main floor enhances the R-Value with yet another layer of fiberglass insulation (Layer 2).



## INSULATED FRONT WALL

**R-40\***

The residential fiberglass insulation layer from the roof, continues all the way around to the bottom of the front wall.



## INSULATED BAGGAGE DOORS

Rigid foam insulation lines the inside of our heavy duty baggage doors.



**ALUMINUM EXTERIOR**

**25% THICKER** THAN THE COMPETITION

**.030 WALLS | .040 FRONT CAP**

The satin metal exterior skin is 25% thicker, for a more durable and better looking sidewall.

\*Equivalent R-Value



The Momentum has been third-party tested in extreme outdoor conditions. The heating and cooling system passed with flying colors – delivering comfortable and even room temperatures from cap to rear.

Note: Testing was performed in a temperature controlled chamber and does not account for variables such as wind, humidity, and altitude.

## 30,000 BTU OF HEATING POWER

A high performance furnace deliver the heat.

## EVENFLOW HEATING SYSTEM

Vertically mounted heat vents integrated into the cabinet bases, push hot air from front to back (rather than straight up). This also means that there are no heat vents in the middle of the floor to collect dirt and debris and break easily.

## HEATED UNDERBELLY AND STORAGE BAY

To force heat into these compartments, dedicated heat ducts run to both the underbelly and storage bay. The enclosed utility center provides functional water systems even in extreme cold.





22MAV KITCHEN

## TRAVEL TRAILERS



**GDRV CONTROL CENTER**



**90 GALLONS OF FRESH WATER**



**BLACK AUTOMOTIVE GLASS DOOR**



**12V REFRIGERATOR**  
W/165 W SOLAR PANEL  
+ 40 AMP CONTROLLER

**OPTIONS: 2ND 15K BTU AC (27MAV ONLY)**



### PREMIUM SOUND STANDARD

- 500+ Watts of Total Power
- 10" Powered Interior Subwoofer
- Rockford Fosgate Source Unit w/APP Control
- 6.5" 3-Way Interior Speakers
- 6.5" 2-Way Element Ready™ Speakers



**FOR MORE INFORMATION  
SCAN THE QR CODE USING YOUR  
MOBILE PHONE CAMERA APP**



Because of our commitment to continuous product improvement, Grand Design Recreational Vehicles reserves the right to change components, standards, options, specifications, and materials without notice and at any time. Photos may show optional equipment which may not be included in the standard purchase price of the featured unit. Be sure to review current product details with your local dealer before purchasing.

## MORE TIME. MORE PLACES. SOLAR POWER NOW COMES STANDARD

With the factory-installed Roof Mounted Solar Panel, Charge Controller and Large 12V Refrigerator standard on all M.A.V. trailers, no camping spot is off-limits. Just add a battery or three and go. Camp where you want, when you want\*.

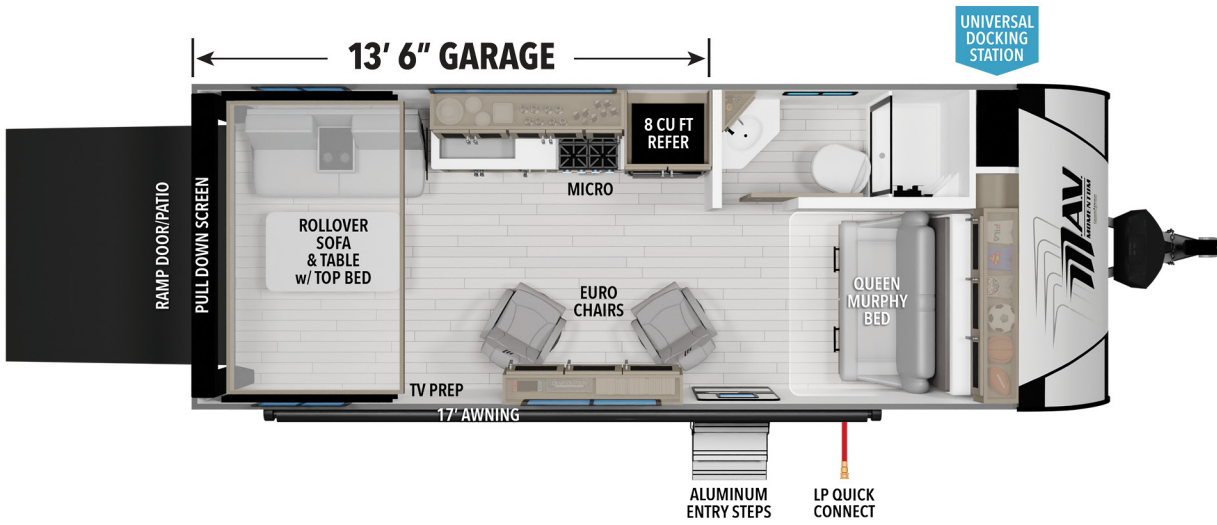
\* We may have gotten a little excited, please camp safely. Follow all laws and abide by no trespassing signs, you know what we mean.

### WHAT'S INCLUDED:

**165W SOLAR PANELS\***

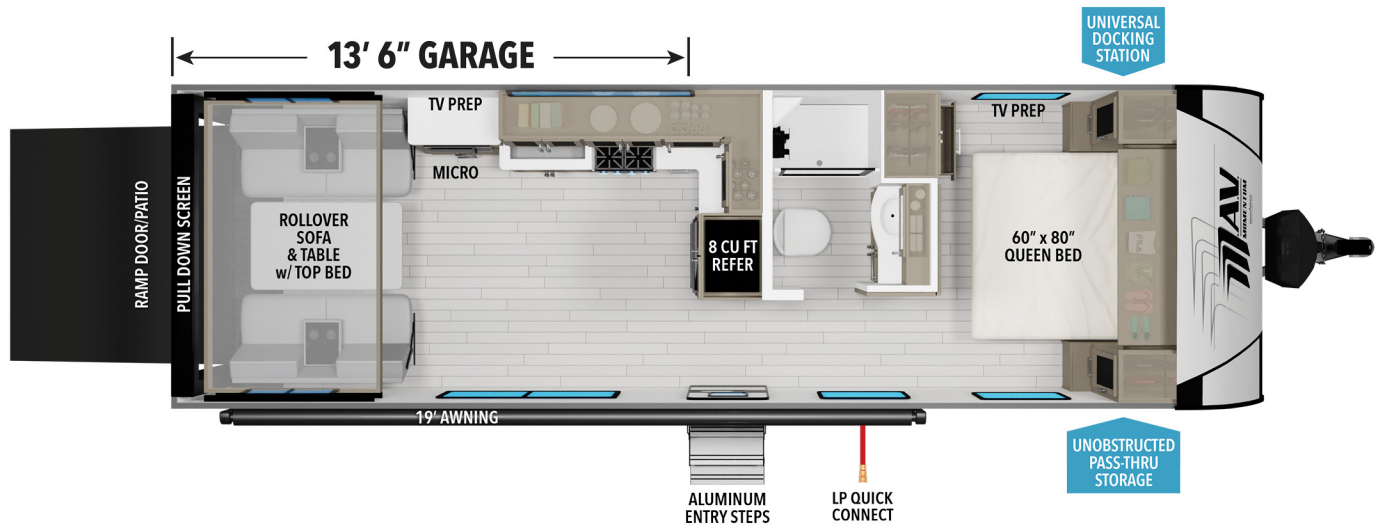
**40 AMP CHARGE CONTROLLER  
WITH BLUETOOTH**

**12V REFRIGERATOR**



**22MAV**  
17' GARAGE

UVW <sup>1</sup>	EMPTY HITCH <sup>1</sup>	GVWR	LENGTH <sup>1</sup>	HEIGHT	CAPACITY
5,600	915	10,950	26' 6"	12' 2"	90 74 37



**27MAV**  
13' 6" GARAGE

UVW <sup>1</sup>	EMPTY HITCH <sup>1</sup>	GVWR	LENGTH <sup>1</sup>	HEIGHT	CAPACITY
6,835	1,200	10,995	32' 2"	12' 2"	90 74 37

<sup>1</sup> Based on average weight of the standard build. <sup>1</sup> Hitch to rear

**27MAV**





# WE STRIVE FOR NOTHING LESS THAN CUSTOMERS FOR LIFE!



Thank you for taking the time to tour our coach.

We would like to share what sets Grand Design RV apart from all other RV manufacturers and why this difference is important to you.

My close friends and I were part of an ownership team at a travel trailer, fifth wheel company that grew to become one of the largest RV manufacturers in the world. While proud of this accomplishment, it became difficult to stay in touch with customers, employees, and ultimately the quality of the final product. It became obvious, there was a better way.

In 2012 we started with a mission to build a better RV company. A company with a culture that desires a long-term, personal connection with customers, employees and dealers – that company became Grand Design RV. Our business model of doing the right thing has led us to many years of unparalleled growth.

At Grand Design we are customer centered and everything we do daily revolves around you. Our goal is simple – continue to lead the industry with quality, innovative products while striving to improve our customers' RV experience before, during and after their purchase. We strive for nothing less than customers for life and I would be honored to personally welcome you to the Grand Design family.

Warmest Regards,

President / CEO / Co-Founder

## QUALITY IS NOT AN OPTION, IT'S A HABIT!

Since day one dealers have reported their satisfaction levels confidentially regarding reliability and quality, parts, warranty and sales and rated us among the highest-rated RV manufacturers for **EVERY** one of our product lines, **EVERY** year.



### LONG TERM VALUE

Everything we do at our company is designed to build long-term value in what we offer our customers, "More features and superior value for your dollar."

### CUSTOMER CENTERED

Our focus, from the very first day we opened our doors, revolves around our customers. Your satisfaction is our future. GDRV4Life!

### STAYING CONNECTED

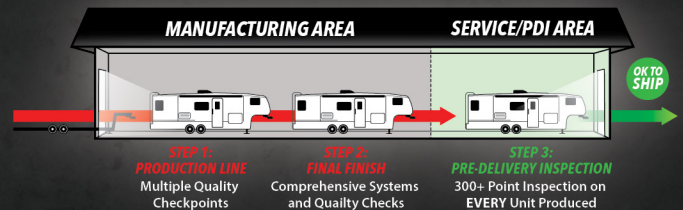
Magic happens when the CEO and Senior Management actively work with the production facilities to help build the team and develop products.

### EXPERIENCED WORKFORCE

Our local workforce has been hand-picked and has an excellent reputation for second-to-none industry craftsmanship.

### RAISING THE QUALITY BAR

We put every Grand Design RV through a series of quality inspection gates during the manufacturing process. Once completed, the unit undergoes a comprehensive "final finish" inspection. At this point, most manufacturers ship their coaches to the dealer for retail sale. We aren't most manufacturers. Every one of our coaches is moved to a PDI (Pre-Delivery Inspection) area where they are put through a rigorous 300+ point inspection checklist. It is only after this PDI that we certify a unit ready to ship to our dealers.



### SUPERIOR SERVICE

Anything built by humans that travels down the open road is subject to issues. It's how those issues are addressed that makes Grand Design so special to our owners. Visit the independent owners page on Facebook (Grand Design RV Owners) and see for yourself. We take care of our customers after the sale. An informed customer will be a Grand Design customer!

### CLASS LEADING WARRANTY

We back every one of our coaches with a 3-year limited structural warranty.

REV 2.21.24

