

MOMENTUM™

BY GRAND DESIGN RV



GRAND DESIGN
RECREATIONAL VEHICLES

MOMENTUM

A PERFECT STORM OF LUXURY AND FUNCTIONALITY



**ALL IN ONE
EXT. UTILITY CENTER**



**LED LIGHTING
INTERNAL & EXTERNAL**



**NEW PLYWOOD
DRAWER BOTTOMS**



keyed alike
One key works all your locks!

METAL WRAPPED WHEEL WELLS

BACKUP CAM PREP

POCKET DOORS TO BATHROOM

AND MANY MORE!



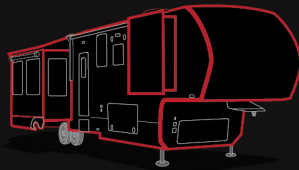
SURROUND
backup and fuel
door lighting

Mo SECURE



You can now leave your campground with the peace of mind knowing that your side by side or ATV is securely fastened to your RV.

TITAN SEAL



Utilizing Mylar Tape and Die-Cut Seals at ALL critical seams (roof to sidewall, floor to sidewall and backwall to sidewall).

EXCLUSIVE! SUPERCHASSIS

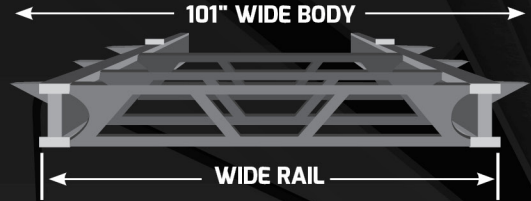
101" Wide Body Chassis - A full 5" wider than many coaches in its class, the widebody chassis allows for more livable floor space with deeper sliderooms, wider sofas in rear lounge models, and space saving sliding pocket doors into the bathrooms...all at a shorter towing length.

Wide Rail Design - Heavy duty I-beam main rails are placed further outward on the chassis. This wider rail placement provides a more stable jack stance, and allows for the slideroom gearpacks to be enclosed inside the frame rails (rather than outside).

No Wheel Wells - A true toy hauler with no wheel wells to maximize cargo option. Not to mention more floor space for camping.

Dovetail Entry - Dovetails ensure you have a longer ramp and softer angle for loading your toys.

NOW WITH REINFORCED AXLE HANGERS!



G-CLASS TT 10-12" Straight Rail
M-CLASS & G-CLASS FW 12" Straight Rail (Not 10" like many competitors)
TH MODELS 12" Main Rail / 10" Drop Rail (Not 8" like many competitors)



**ANTI-LOCK
BRAKES**

Prevents wheel slip and lockup, providing more stability during slippery or emergency-brake situations. (Standard on 7K Drum Brakes Only)



HAPPIJAG

**FLEXIBLE SEATING
AND
SLEEPING CONFIGURATIONS**

Power Bed Lifts literally go where no slide has gone before. As traditional slide-outs extend horizontally, this innovative product leverages vertical space to maximize the space and versatility of your garage.

RAISING THE BAR IN CUSTOMER SERVICE & WARRANTY




Every Grand Design RV is backed with a class leading 3-year limited structural warranty. By selecting suppliers with similar philosophies, many components used on our coaches also carry an extended warranty through the component manufacturer.

- ▶ **FLOOR DECKING** (25 Years)
- ▶ **AXLES** (5 Years)
- ▶ **TIRE WARRANTY** (5 Years w/12 Month no questions asked replacement for manufacturer defects)
- ▶ **EXTERIOR GRAPHICS** (5 Years)
- ▶ **CHASSIS** (3 Years)
- ▶ **ROOF COVERING** (Limited Lifetime)

CONSTRUCTED TO A SUPERIOR STANDARD

Momentum G-Class Travel Trailers, G-Class Fifth Wheels, M-Class Fifth Wheels and Momentum Fifth Wheels



THERMAL ROOF DESIGN

R-40*


Fiberglass insulation and a layer of radiant foil insulation cover the entire layout of the roof. Grand Design goes further by extending both insulation layers the full length of the roof and around to the bottom of the front cap and pinbox area.



FULLY LAMINATED WALLS

R-11*


Sidewalls, ramp door, slideroom endwalls, and slideroom roof are all welded aluminum framed and laminated with rigid foam insulation. Most companies use wood framing and soft fiberglass insulation in the sliderooms that can settle over time and leave uninsulated air gaps. **G-Class Travel Trailer walls are R-7***



TRIPLE INSULATED MAIN FLOOR WITH FLUSH-FLOOR LINOLEUM SLIDES

R-40*

The underbelly is lined with a radiant foil insulation barrier (Layer 1) and is then covered with fiberglass insulation that wraps all the way up the sides of the frame rails (Layer 2). The main floor enhances the R-Value with yet another layer of foil (Layer 3). **Slideroom Floors are R-24***



EXCLUSIVE! TRIPLE INSULATED GARAGE FLOOR


R-40*

While many toy hauler garage floors are NOT insulated, our exclusive garage floor design provides 3 layers of insulation. A base layer of radiant foil insulation (Layer 1) is topped with fiberglass insulation (Layer 2), and finishes with a second layer of radiant foil insulation on the underside of the garage floor (Layer 3). *(FW only)*



INSULATED BAGGAGE DOORS

Rigid foam insulation lines the inside of our heavy duty baggage doors.



EXCLUSIVE! RAIL-TITE UNDERBELLY SEAL¹

FEATURED ON: M-CLASS TH MODELS

Rigid aluminum rails are fastened around the perimeter of the underbelly to keep the corrugated barrier up tight against the frame for a better seal from the elements.



The Momentum has been third-party tested in extreme outdoor conditions. The heating and cooling system passed with flying colors – delivering comfortable and even room temperatures from cap to rear.

Note: Testing was performed in a temperature controlled chamber and does not account for variables such as wind, humidity, and altitude.

*Equivalent R-Value 1. Featured on M-Class and TH models only.

UP TO 40,000 BTU OF HEATING POWER

A high performance furnace (and a fireplace on fifth wheels) deliver the heat.

EVENFLOW HEATING SYSTEM

Vertically mounted heat vents integrated into the cabinet bases, push hot air from front to back (rather than straight up). This also means that there are no heat vents in the middle of the floor to collect dirt and debris and break easily.

HEATED UNDERBELLY AND STORAGE BAY

To force heat into these compartments, dedicated heat ducts run to both the underbelly and storage bay. The enclosed utility center with low point drains (FW only) provides functional water systems even in extreme cold.

MOMENTUM



"After nearly 5 years of living and working full-time in our Momentum 397TH, we still LOVE it! We look forward to forging many new miles and making new memories in our new 410TH!"

Chad and Tara
ChangingLanesRV.com



UPGRADED GRAPHICS



FULL PAINTED FRONT CAP



PET FRIENDLY



SOFT CLOSE DOORS & DRAWERS



UPGRADED VANITY
Now with solid surface countertop, larger sink and modern faucet



TIRE PRESSURE MONITORING PREP



WALL-MOUNTED GARAGE LIGHT STRIPS

ONEControl™ is a touchscreen panel that allows you to operate and monitor many of the Momentum's functions. Go wireless by downloading the FREE OneControl App on your mobile devices.

HIGHLIGHTED OPTIONAL UPGRADES

ADD THE OPTIONAL SOLAR PACKAGE



(2) 330W Solar Panel



50 AMP Controller



2000W Inverter

NEW! INDEPENDENT SUSPENSION Increased travel means smoother towing, improved towability and better protection from damaging road shock.



8K AXLES & DISC BRAKES

Upgrade to 8K axles with Disc Brakes to increase stopping power and give you the most carrying capacity in the industry!



STAGE 1 PACKAGE (STANDARD)
500+ WATTS OF TOTAL POWER

- INTERIOR**
- 10" Powered Interior Subwoofer
 - Rockford Fosgate Source Unit (App Controllable)
 - 6.5" 3-Way Interior Speakers
- EXTERIOR**
- 6.5" 2-Way Element Ready™ Speakers



STAGE 2 UPGRADE (OPTIONAL)
900+ WATTS OF TOTAL POWER

- INTERIOR**
- 10" Powered Interior Subwoofer
 - Six 6.5" 2-Way Interior Speakers
 - Rockford Fosgate Source Unit (App Controllable)
- EXTERIOR**
- 10" Exterior Subwoofer
 - Two 6.5" Color Optix™ 2-Way Speakers
 - 400 Watt 4-Channel Amplifier
 - Rockford Fosgate Source Unit (App Controllable)

MOMENTUM

OPTIONAL FULL BODY PAINT



GRAY BASE - ONYX



GRAY BASE - STERLING



GRAY BASE



ORANGE ACCENT



BLUE ACCENT



RED ACCENT



RED, WHITE AND BLUE



GRAY BASE



ORANGE ACCENT



BLUE ACCENT



RED ACCENT

ALL NEW!

Because of our commitment to continuous product improvement, Grand Design Recreational Vehicles reserves the right to change components, standards, options, specifications, and materials without notice and at any time. Photos may show optional equipment which may not be included in the standard purchase price of the featured unit. Be sure to review current product details with your local dealer before purchasing.

STANDARD FEATURES

TH Models take the already impressive M-Class feature-set further with full-time centric floorplans and the additions below:



THE RUBBER PIN BOX

The MORryde pin box system utilizes a unique rubber shear spring to positively deal with rough towing and road shock.

Introducing the ALL NEW SMART SINK

Travel in style without compromising on convenience.

Introducing the luxurious smart sink for RVs, blending opulence with innovation for the modern road adventurer.



- Colander
- Cutting Board
- Soap Dispenser
- Cup Rinsers
- Waterfall
- 3 Spray Modes

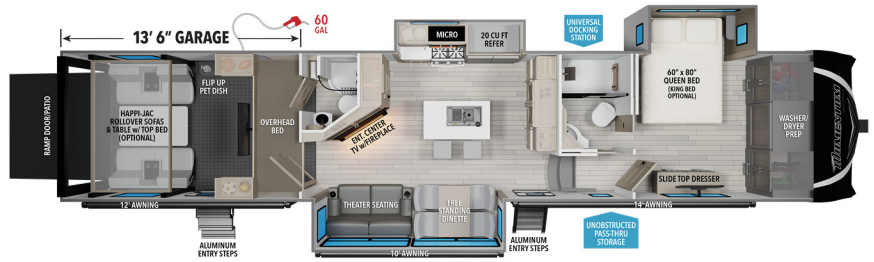


NEWLY UPGRADED! BATHROOM W/ LUXURIOUS NEW SHOWER

- Solid Surface Counter Tops
- 3-Jet Shower Panel System
- Shower Wand
- Teak Bench Seat

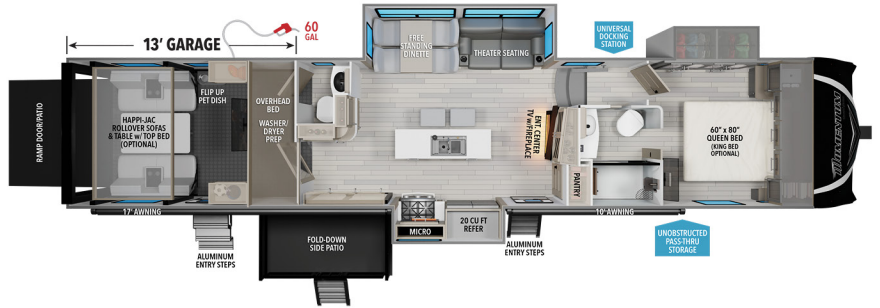


EXCLUSIVE! DROP-FRAME SUPERCHASSIS



397TH
13' 6" GARAGE

UVW ¹	HITCH ¹	GVWR	LENGTH ¹	HEIGHT	CAPACITY
15,600	3,375	20,000	44' 2"	13' 5"	140 104 104



399TH
13' GARAGE

UVW ¹	HITCH ¹	GVWR	LENGTH ¹	HEIGHT	CAPACITY
15,900	3,400	20,000	43' 1"	13' 5"	152 104 104



410TH
13' 6" GARAGE

UVW ¹	HITCH ¹	GVWR	LENGTH ¹	HEIGHT	CAPACITY
16,800	3,600	20,000	44' 11"	13' 5"	140 104 52 52*

*WHEN OPTIONAL 1/2 BATH IS SELECTED ON 410TH BLACK TANK CAPACITY INCREASES TO 104.



**FOR MORE INFORMATION
SCAN THE QR CODE USING YOUR
MOBILE PHONE CAMERA APP**



¹ Based on average weight of the standard build. [†] Hitch to rear



399TH

WE STRIVE FOR NOTHING LESS THAN CUSTOMERS FOR LIFE!



Thank you for taking the time to tour our coach.

We would like to share what sets Grand Design RV apart from all other RV manufacturers and why this difference is important to you.

My close friends and I were part of an ownership team at a travel trailer, fifth wheel company that grew to become one of the largest RV manufacturers in the world. While proud of this accomplishment, it became difficult to stay in touch with customers, employees, and ultimately the quality of the final product. It became obvious, there was a better way.

In 2012 we started with a mission to build a better RV company. A company with a culture that desires a long-term, personal connection with customers, employees and dealers – that company became Grand Design RV. Our business model of doing the right thing has led us to many years of unparalleled growth.

At Grand Design we are customer centered and everything we do daily revolves around you. Our goal is simple – continue to lead the industry with quality, innovative products while striving to improve our customers' RV experience before, during and after their purchase. We strive for nothing less than customers for life and I would be honored to personally welcome you to the Grand Design family.

Warmest Regards,

President / CEO / Co-Founder

QUALITY IS NOT AN OPTION, IT'S A HABIT!

Since day one dealers have reported their satisfaction levels confidentially regarding reliability and quality, parts, warranty and sales and rated us among the highest-rated RV manufacturers for EVERY one of our product lines, EVERY year.



LONG TERM VALUE

Everything we do at our company is designed to build long-term value in what we offer our customers, "More features and superior value for your dollar."

CUSTOMER CENTERED

Our focus, from the very first day we opened our doors, revolves around our customers. Your satisfaction is our future. GDRV4Life!

STAYING CONNECTED

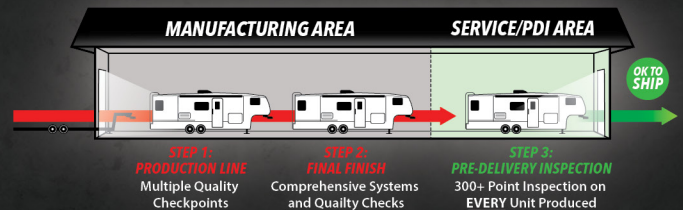
Magic happens when the CEO and Senior Management actively work with the production facilities to help build the team and develop products.

EXPERIENCED WORKFORCE

Our local workforce has been hand-picked and has an excellent reputation for second-to-none industry craftsmanship.

RAISING THE QUALITY BAR

We put every Grand Design RV through a series of quality inspection gates during the manufacturing process. Once completed, the unit undergoes a comprehensive "final finish" inspection. At this point, most manufacturers ship their coaches to the dealer for retail sale. We aren't most manufacturers. Every one of our coaches is moved to a PDI (Pre-Delivery Inspection) area where they are put through a rigorous 300+ point inspection checklist. It is only after this PDI that we certify a unit ready to ship to our dealers.



SUPERIOR SERVICE

Anything built by humans that travels down the open road is subject to issues. It's how those issues are addressed that makes Grand Design so special to our owners. Visit the independent owners page on Facebook (Grand Design RV Owners) and see for yourself. We take care of our customers after the sale. An informed customer will be a Grand Design customer!

CLASS LEADING WARRANTY

We back every one of our coaches with a 3-year limited structural warranty.

REV 2.21.24

